

Modifications to Red Snapper Private Recreational Accountability Measures



Gulf Fishery Management Council
June 2026
Anabelle Suitor

Recreational Red Snapper Flexibility



- **April 2024 Motion:** Request staff develop a document to adjust the for-hire red snapper season and **private recreational red snapper accountability measures.**
- **January 2025:** Council presentation on private recreational red snapper AMs
- **January 2026:** Council request to discuss additional flexibility measures including potential carryover and/or ACL sharing among states
- **April 2026:** Council made a motion to direct staff to develop a document to modify the private recreational red snapper post-season accountability measure.

Red Snapper Accountability Measure



AM 50A: Effective February 6, 2020; implemented state-specific AMs

Private Recreational sector

Post Season: If a state's red snapper private angling component landings exceed the applicable state's component ACL, the AA will file a notification with the Office of the Federal Register, at or near the beginning of the following fishing year, reducing that state's private angling ACL by the amount of the ACL overage in the prior fishing year, unless the best scientific information available determines that a greater, lesser, or no overage adjustment is necessary.

(50 CFR 622.23(b))

Red Snapper ACL Allocation

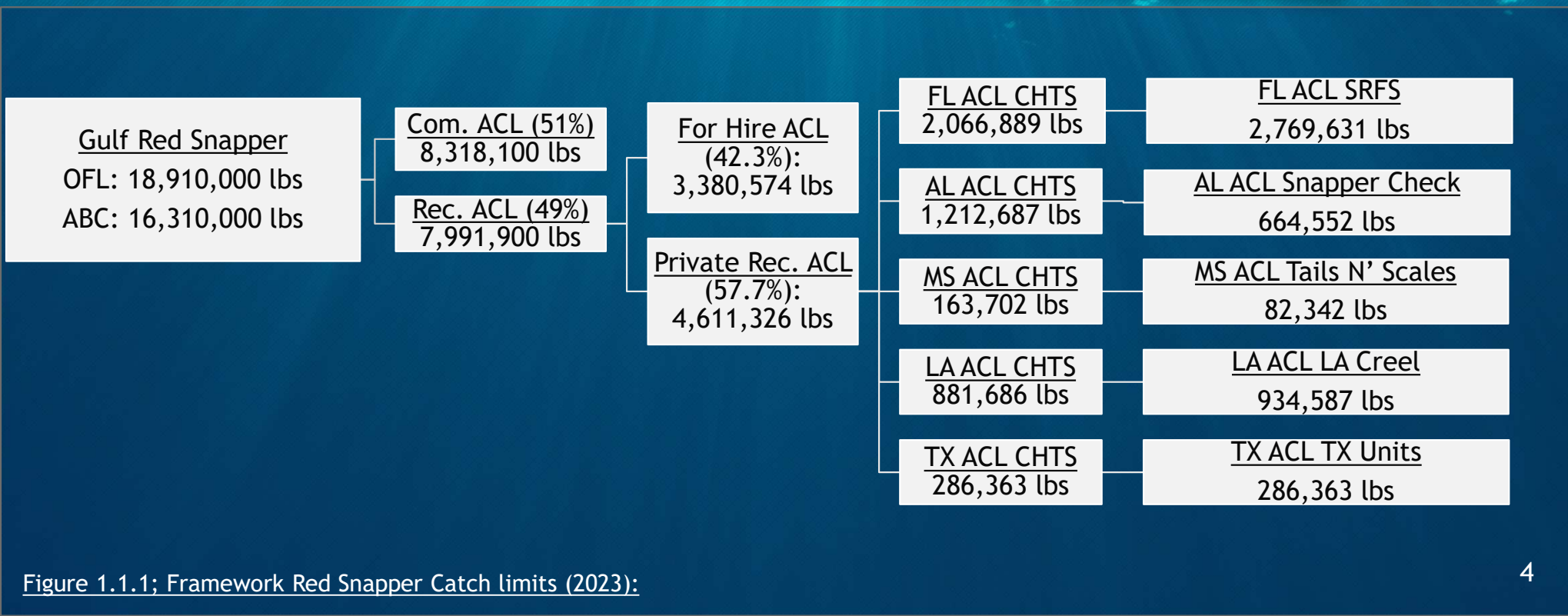


Figure 1.1.1; Framework Red Snapper Catch limits (2023):

Purpose and Need



The purpose of this action is to modify the current state-specific post-season accountability measures for the red snapper recreational sector private angling component.

The need for this action is to provide additional management flexibility in a manner that retains the integrity and effectiveness of state management, while achieving optimum yield consistent with the requirements of the Magnuson-Stevens Fishery Conservation and Management Act, including preventing overfishing and providing sustained access for recreational participants and members of fishing communities in states across the Gulf.

Action 1 - Modify the private recreational red snapper accountability measures



Alternative 1: (No Action): Retain the current state-specific post-season accountability measures for landings of red snapper, which provides that if a state's red snapper private angling component landings exceed the applicable state's component annual catch limit (ACL), the Assistant Administrator (AA) will file a notification with the Office of the Federal Register, at or near the beginning of the following fishing year, reducing that state's private angling ACL by the amount of the ACL overage in the prior fishing year, unless the best scientific information available determines that a greater, lesser, or no overage adjustment is necessary.

Action 1 - Modify the private recreational red snapper accountability measures



Alternative 2: If a state's red snapper private angling component landings exceed the applicable state's component ACL by more than the percentage specified in Options 2a-2d or private recreational landings from all states exceed the private angling component ACL, NMFS will reduce that state's private angling ACL in the following fishing year by the amount of the ACL overage in the prior fishing year, unless the best scientific information available determines that a greater, lesser, or no overage adjustment is necessary.

Option 2a: up to 2.5% of the state-specific private angling ACL

Option 2b: up to 5% of the state-specific private angling ACL

Option 2c: up to 7.5% of the state-specific private angling ACL

Option 2d: up to 10% of the state-specific private angling ACL

Action 1, Alternative 2, Options 2a-2d



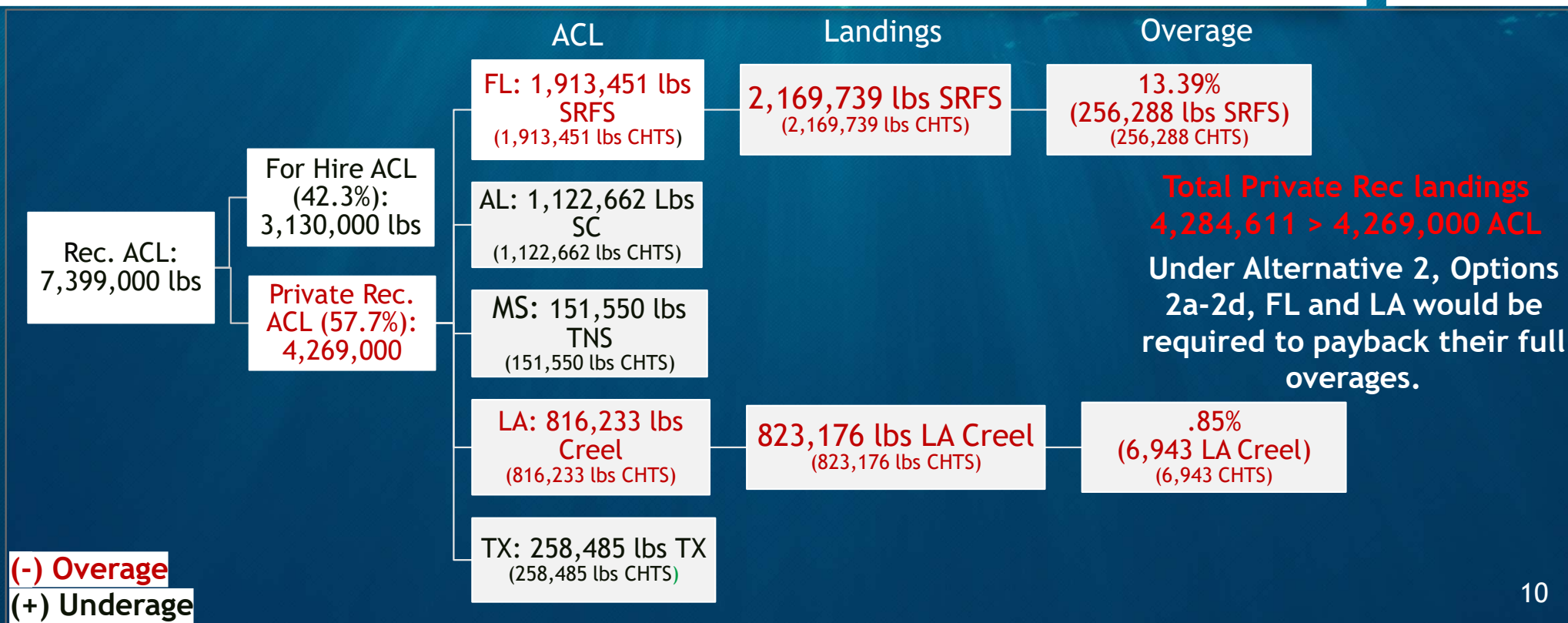
State	State ACL				
	(no adjusted paybacks)	Option 2a: 2.5%	Option 2b: 5%	Option 2c: 7.5%	Option 2d: 10%
AL (Snapper Check)	664,552	16,614	33,228	49,841	66,455
FL (SRFS)	2,769,631	69,241	138,482	207,722	276,963
TX (TX)	286,363	7,159	14,318	21,477	28,636
LA (LA Creel)	934,587	23,365	46,729	70,094	93,459
MS (Tails N' Scales)	82,342	2,059	4,117	6,176	8,234

Historic Overages (Percent)

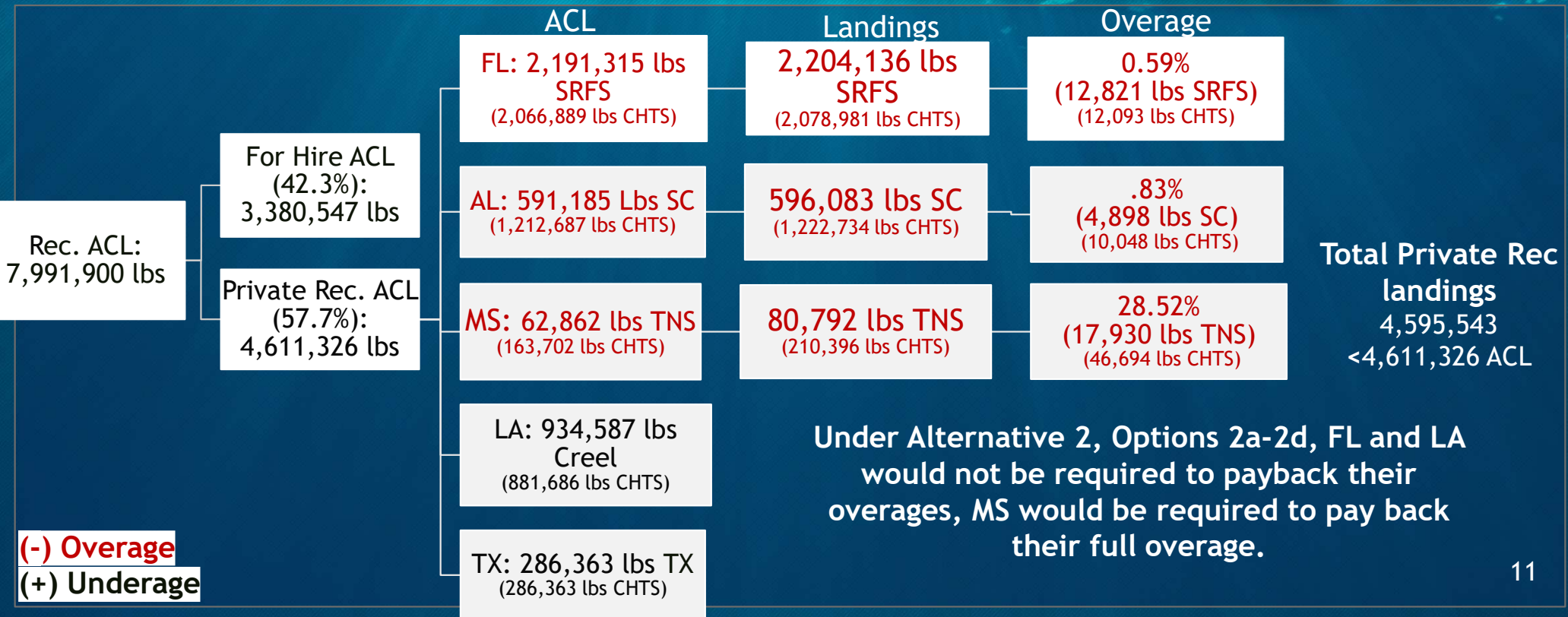


Year	AL	TX	MS	LA	FL
2020	-	2.97%	-	-	-
2021	-	-	-	0.85%	13.39%
2022	-	-	-	-	-
2023	0.83%	-	28.52%	-	0.59%
2024	-	-	-	4.24%	-
2025	-	-	-	5.83%	-

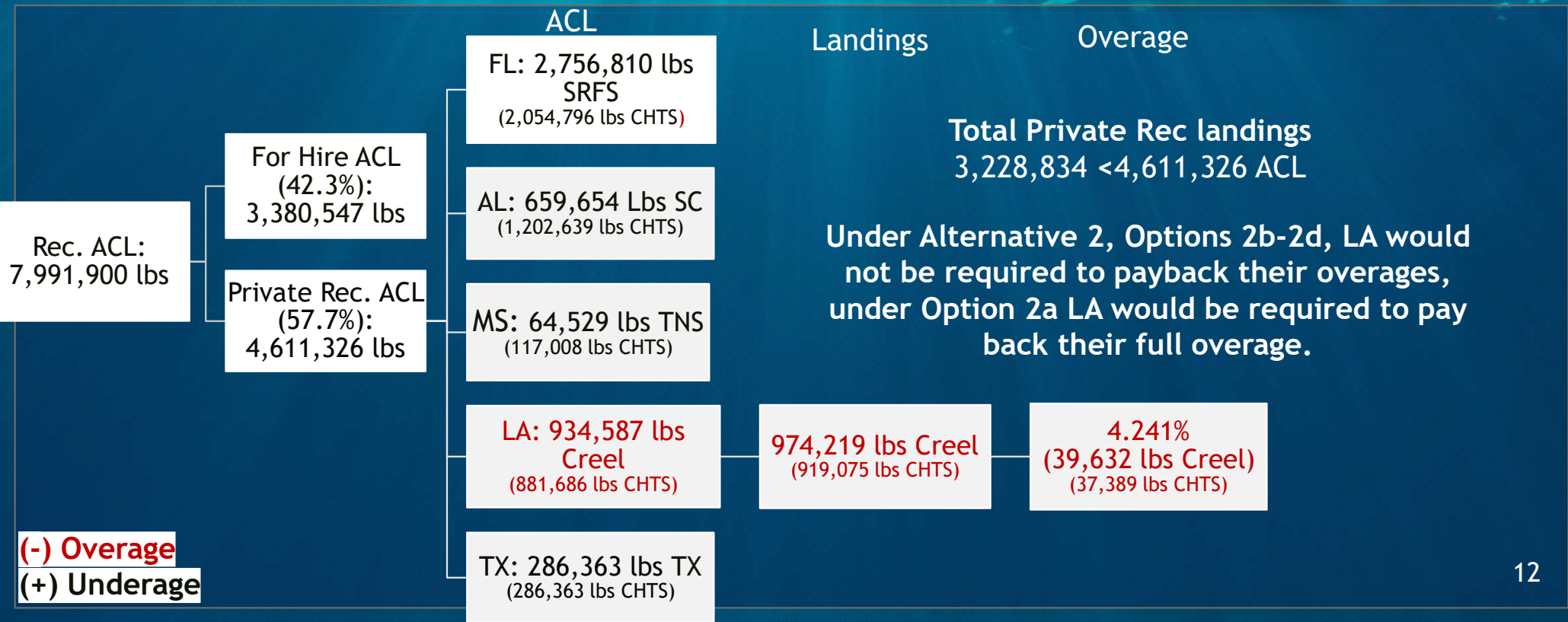
2021 Scenario



2023 Scenario



2024 Scenario



IPT Discussion



The IPT discussed a potential other Alternative, that would put no cap on a state's overage and manage to the full private recreational ACL.

Pros:

- Allow states with smaller ACLs more management flexibility

Cons:

- Undermine state management
- Allow states with smaller ACLs to exceed their ACL over 100%
- Could increase the chance of private recreational overages
- Need more guardrails
- Challenging to implement, with current infrastructure designed for state management

Discussion: Further Guardrails



- Council input on options presented
 - Proportional distribution between high and low ACL states / stock health and trends
- How can the Council develop guardrails on the frequency of overages?
 - Limit on frequency
 - Biennial/ no back-to-back/ within a designated time frame
- Next Steps

Questions?

