

# 2025 Alabama Recreational Red Snapper Season Summary and 2026 Season Update



Gulf Council Meeting

Mobile, Alabama  
April 7-9, 2026

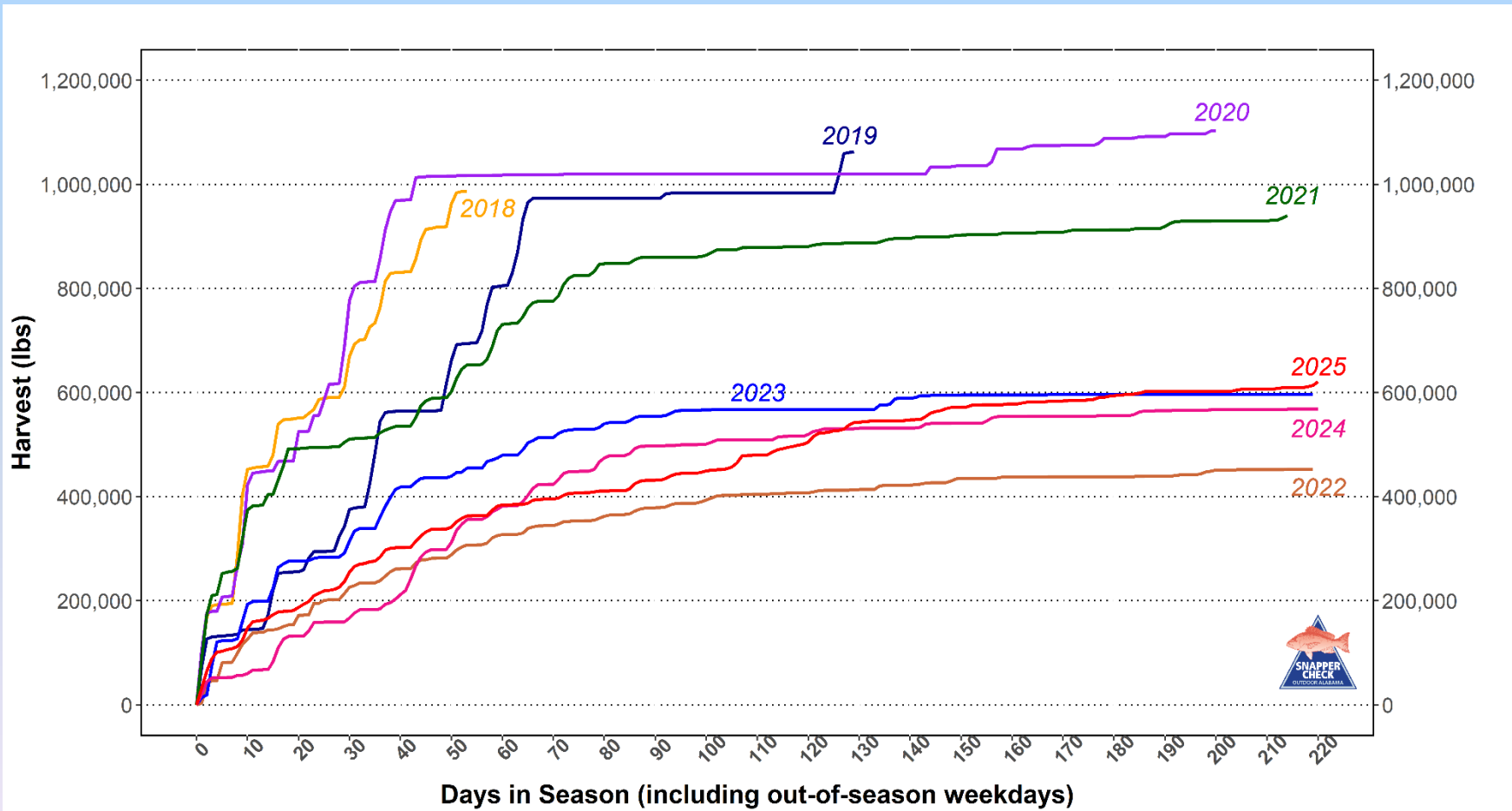


# 2025 Red Snapper Season Highlights

- Private and state-licensed charter vessel season: 196 days
  - May 23 – June 30, seven days a week
  - July 4 – August 25, four-day weekends (Fri-Mon)
  - August 29 – December 31, seven days a week
- 16" TL minimum size and 2-fish per person per day creel limit
- Allocation of 664,552 pounds and a final harvest of 623,029 pounds (93.8 %)



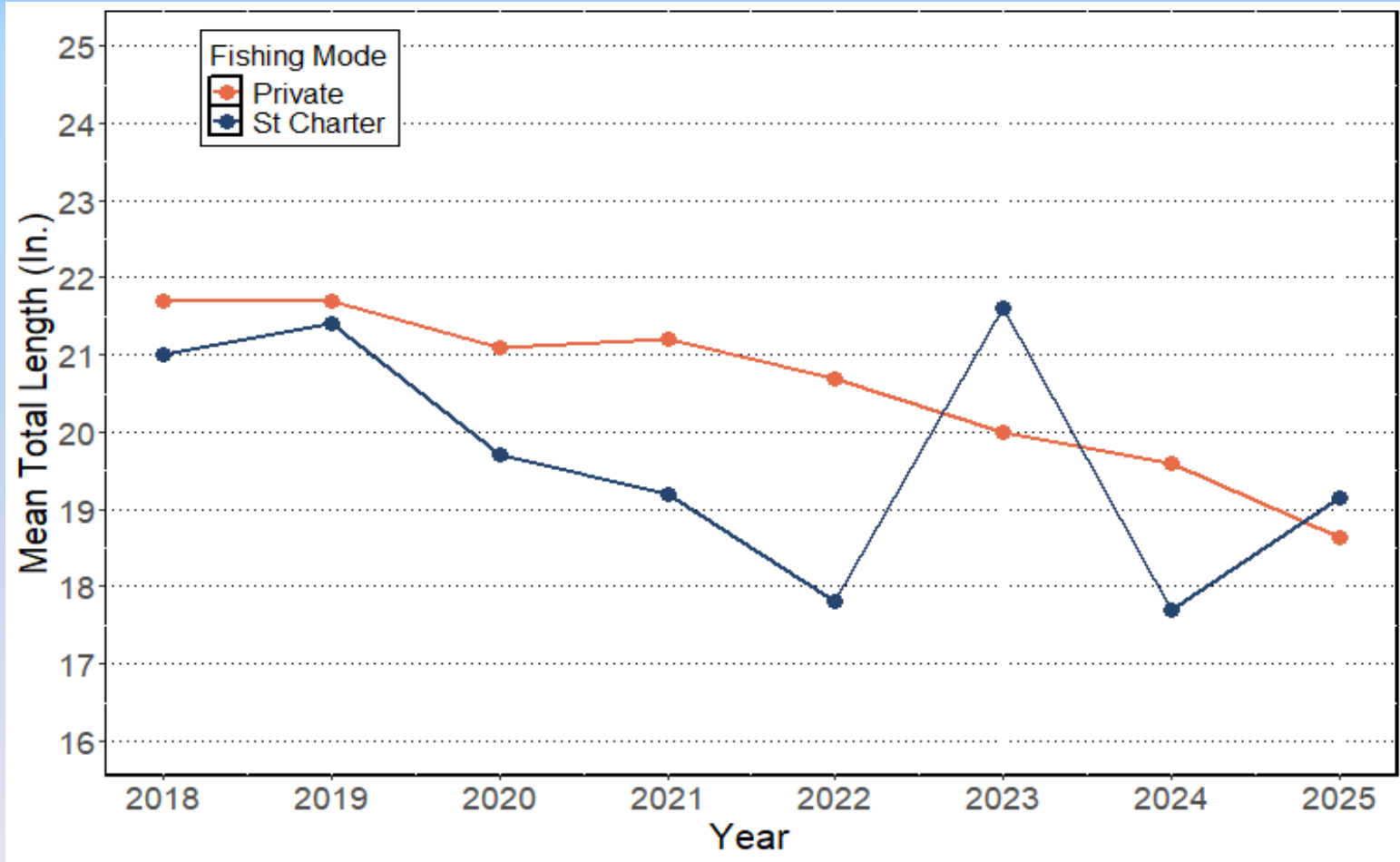
# Snapper Check harvest estimates during state management, 2018-2025



- Fishing seasons varied from 3-day, 4-day weekends and seven days a week
- Harvest includes estimated landed fish and dead discards
- Calibration of Snapper Check estimates to Federal MRIP estimates began in 2022



# Mean length of Red Snapper by mode fished during state management, 2018-2025

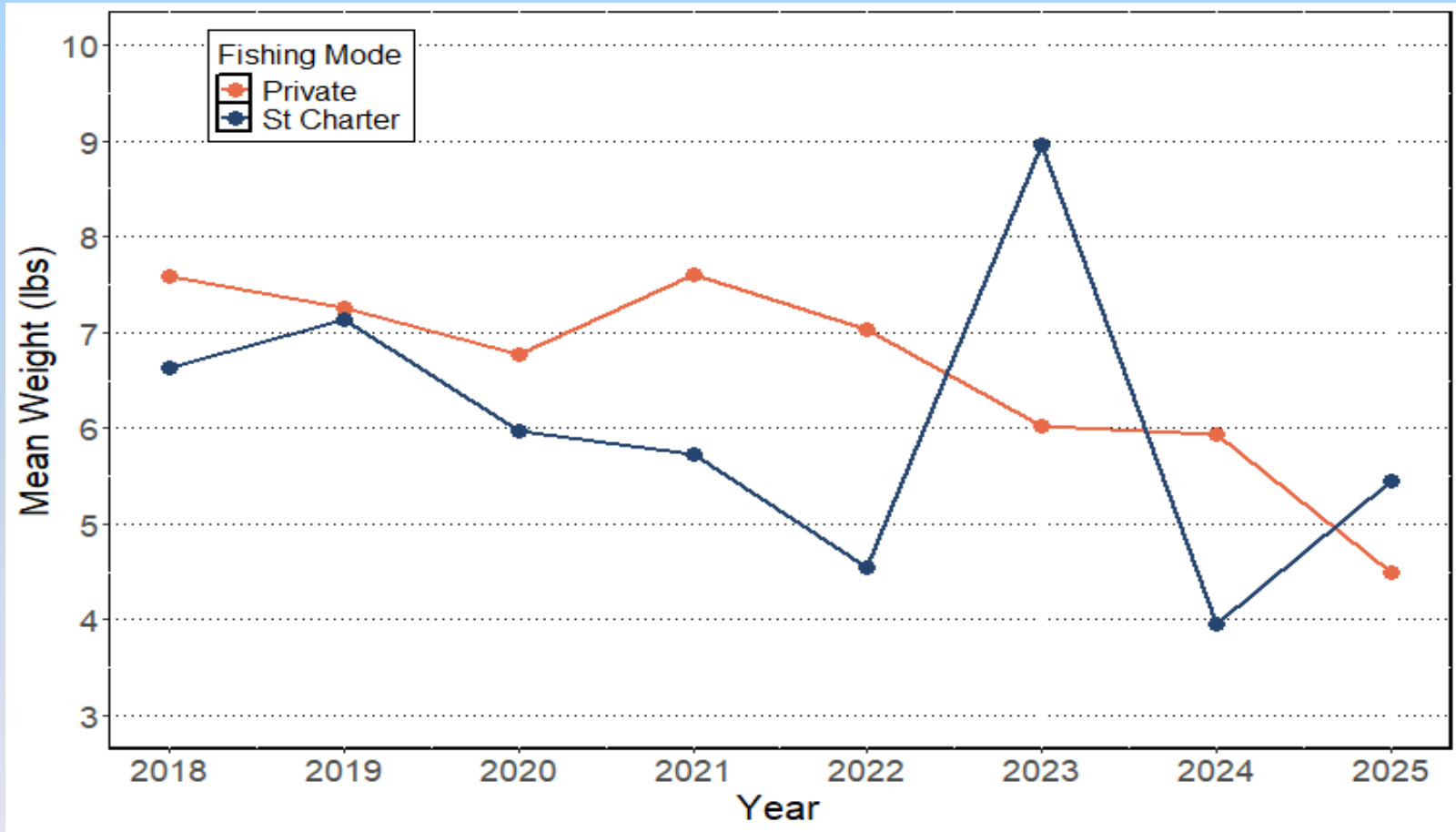


Red Snapper measured by year and mode

Mode	2018	2019	2020	2021	2022	2023	2024	2025
Private	780	1244	1154	800	459	425	501	978
St Charter	42	101	197	159	67	88	82	178
Total	822	1345	1351	959	526	513	583	1156



## Mean weight of Red Snapper by mode fished during state management, 2018-2025

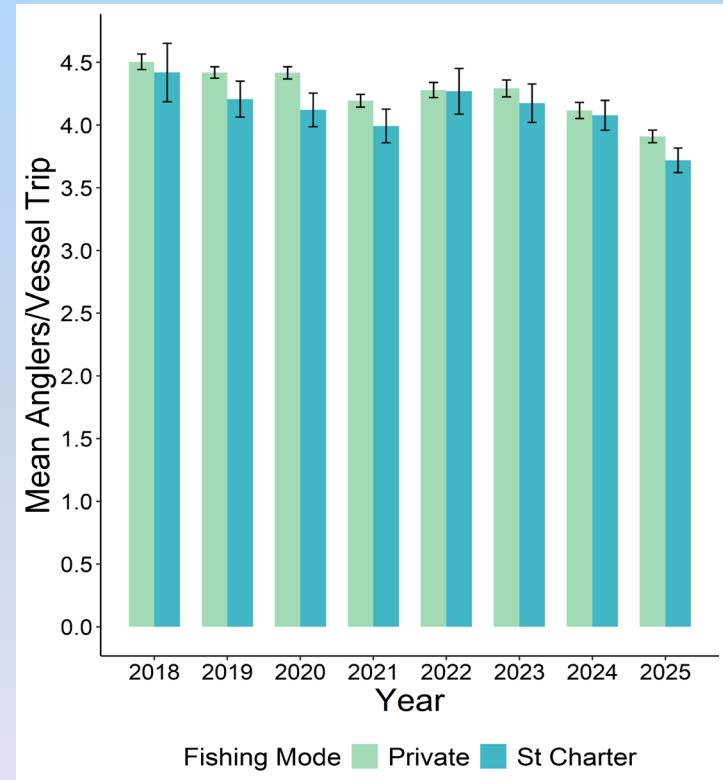
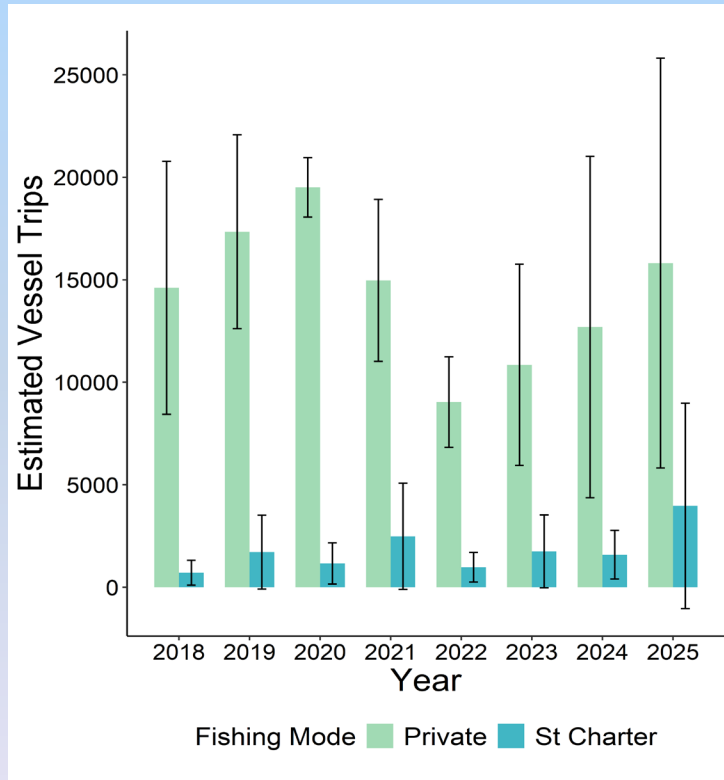


Red Snapper weighed by year and mode

Mode	2018	2019	2020	2021	2022	2023	2024	2025
Private	780	1244	1154	800	459	425	500	948
St Charter	42	101	197	159	67	88	82	164
Total	822	1345	1351	959	526	513	582	1112

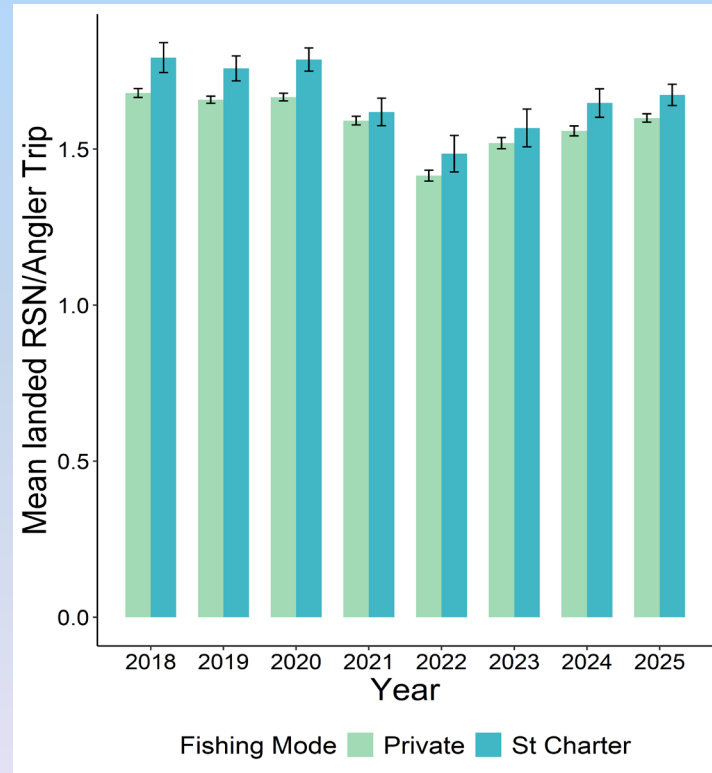
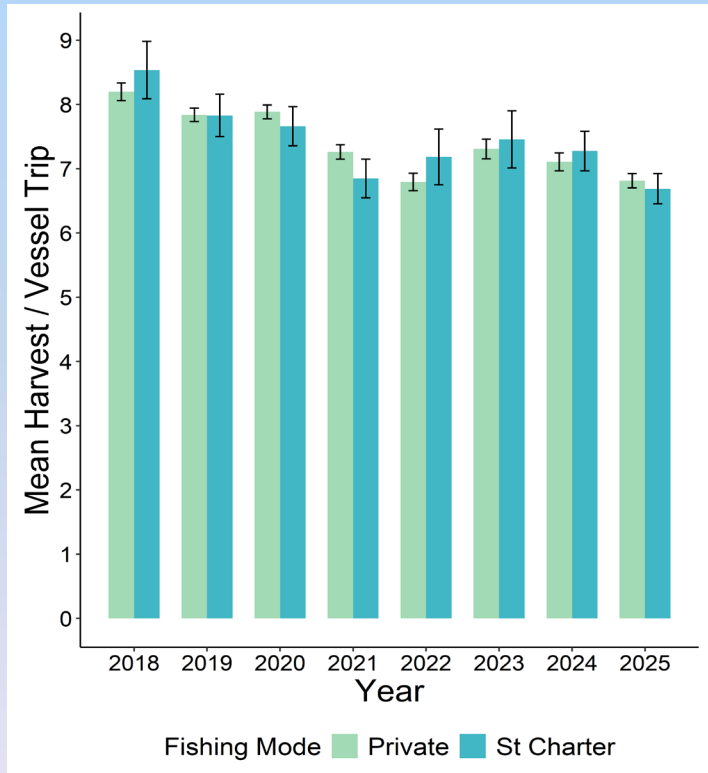


# Estimated vessel trips with Red Snapper harvest and mean number of anglers per vessel trip, 2018-2025.



Error bars represent 95% confidence intervals.

# Mean Red Snapper harvested (landed and discarded dead) per vessel and mean Red Snapper landed per angler trip, 2018-2025.



Error bars represent 95% confidence intervals.

## Alabama Red Snapper Season Summary under State Management

Year	Open Date	Close Date	Primary Season Structure	Season Re-open Dates	Season Re-Close Dates	Total Days	Allocation (lbs)
2018	June 1	July 22	3-day weekends	-	-	28	984,291*
2019	June 1	August 5	3-day weekends	Aug. 31 / Oct. 4	Sept. 1 / Oct. 6	36	1,079,573
2020	May 22	July 3	4-day weekends	10-Oct	December 6	44	1,122,662
2021	May 28	December 27	4-day weekends	-	-	124	1,122,662
2022	May 27	December 31	4-day weekends	-	-	126	1,122,662
2023	May 26	September 4	4-day weekends	September 29	October 16	72	591,185*
2024	May 24	December 30	4-day weekends	-	-	131	664,552
2025	May 23	December 31	7 days a week	-	-	196	664,552

\* - Allocation overage occurred



# Alabama 2026 Recreational Season:

- Season for private and state charter vessels will be open seven days a week beginning Friday, May 22, and remain open until the state allocation is caught
- Allocation is the same as 2025 - 664,552 pounds (no payback required in 2026)
- 16" TL minimum size and 2 fish per person per day creel limit



# QUESTIONS??

