

Notes on Landings Data

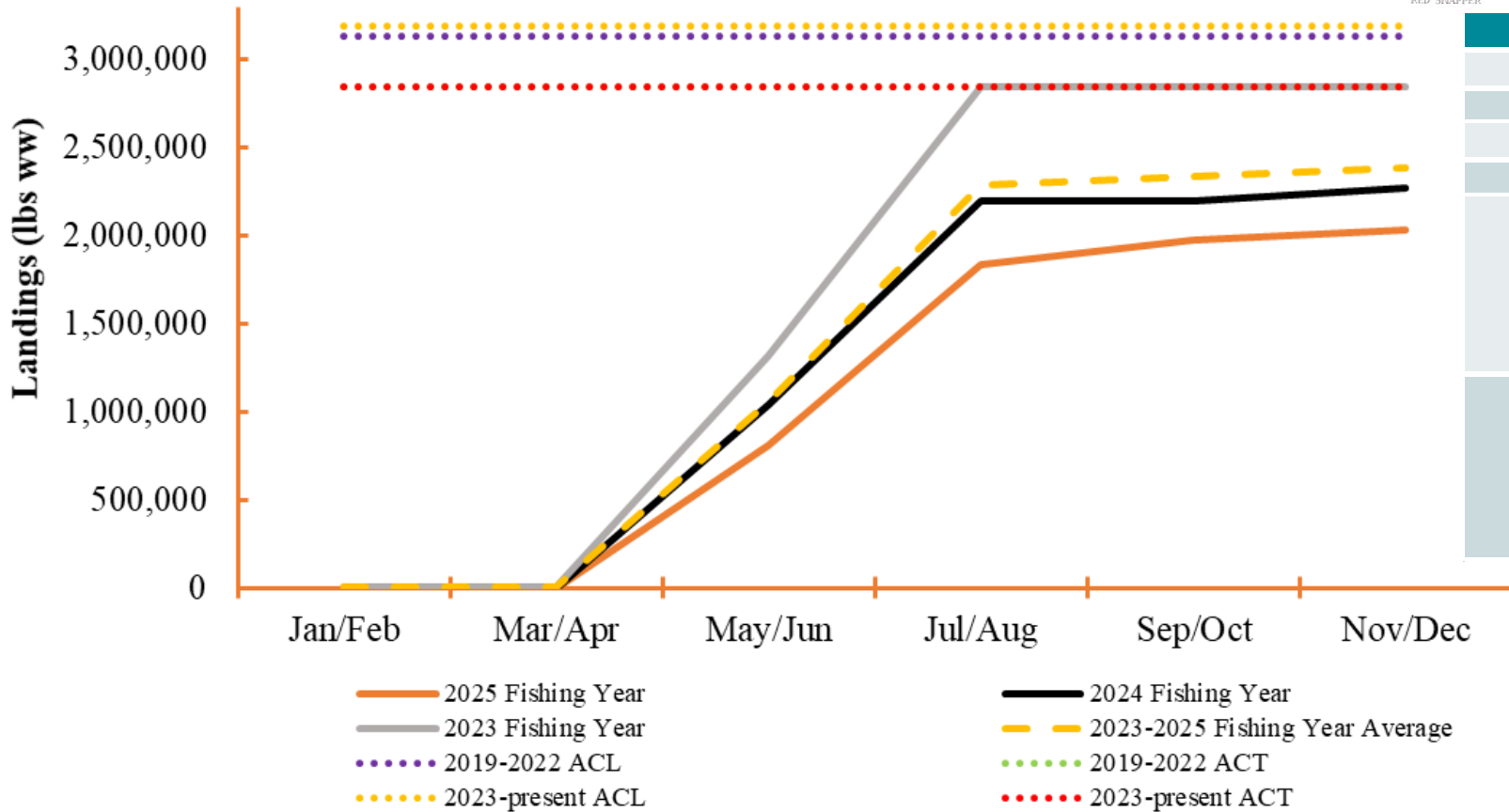
Tab B, No. 4(a)(i)

- All 2025 and 2026 landings are preliminary.
- Recreational 2025 landings include MRIP, MRFSS, LA Creel, and SRHS headboat landings through December 31 (Wave 6) and Texas through May 14.
- Commercial landings are available through February, 2026.
- All ACLs are based on recommended catch limits in currently monitored units.
- <https://www.fisheries.noaa.gov/southeast/sustainable-fisheries/southeast-region-annual-catch-limit-acl-monitoring/>

Red Snapper For-Hire Landings



RED SNAPPER *Lutjanus campechanus*



Year	Closure
2020	8/2/2020
2021	8/3/2021
2022	8/19/2022
2023	8/25/2023
2024	8/28/2024 reopened
	11/18/2024 closed
2025	12/31/2024
	9/16/2025 reopened
2025	12/11/2025 closed
	12/31/2025

Note: 2019 to December 31, 2022, red snapper for-hire ACL was 3,130,000 lbs and ACT was 2,848,000 lbs in MRIP-CHTS units. **The 2023 to present red snapper for-hire ACL is 3,191,958 lbs and ACT is 3,076,322 lbs in MRIP-CHTS units.** Fishing year is January 1 through December 31. **There is a seasonal closure January 1 - May 31.**

Red Snapper For-Hire Landings by State




RED SNAPPER *Lutjanus campechanus*

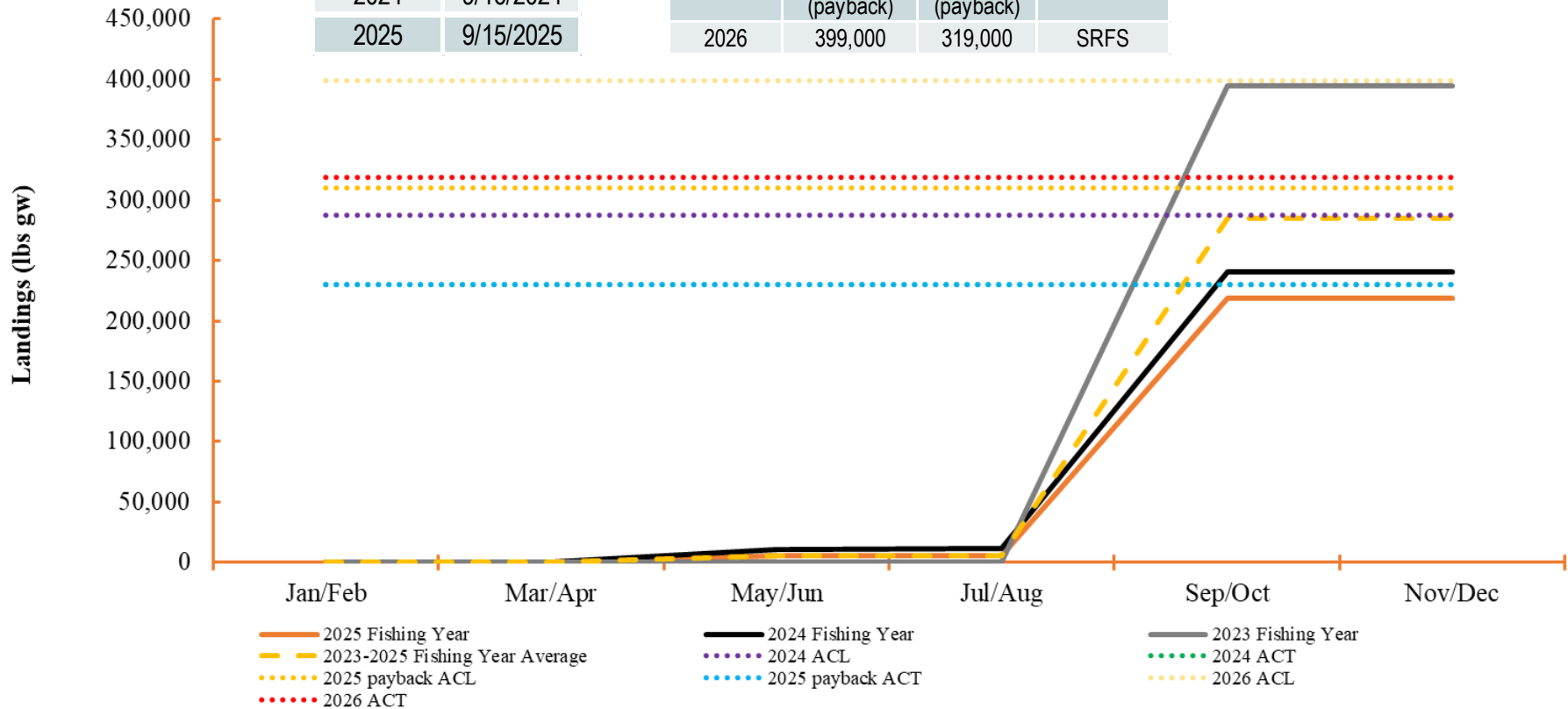
Wave	1	2	3	4	5	6	total
AL	0	0	153,318	298,309	379	874	452,880
FLW	0	0	517,753	459,432	108,766	53,249	1,139,200
LA	0	0	36,472	98,677	19,437	0	154,586
MS	0	0	8,264	25,229	195	0	33,688
TX	0	0	91,796	147,072	11,178	0	250,046

Note: 2025 preliminary by state red snapper for-hire landings through Wave 6. Current ACT is **3,076,322 lbs** in MRIP-CHTS units. There is a seasonal closure January 1 - May 31.

Gag Recreational Landings

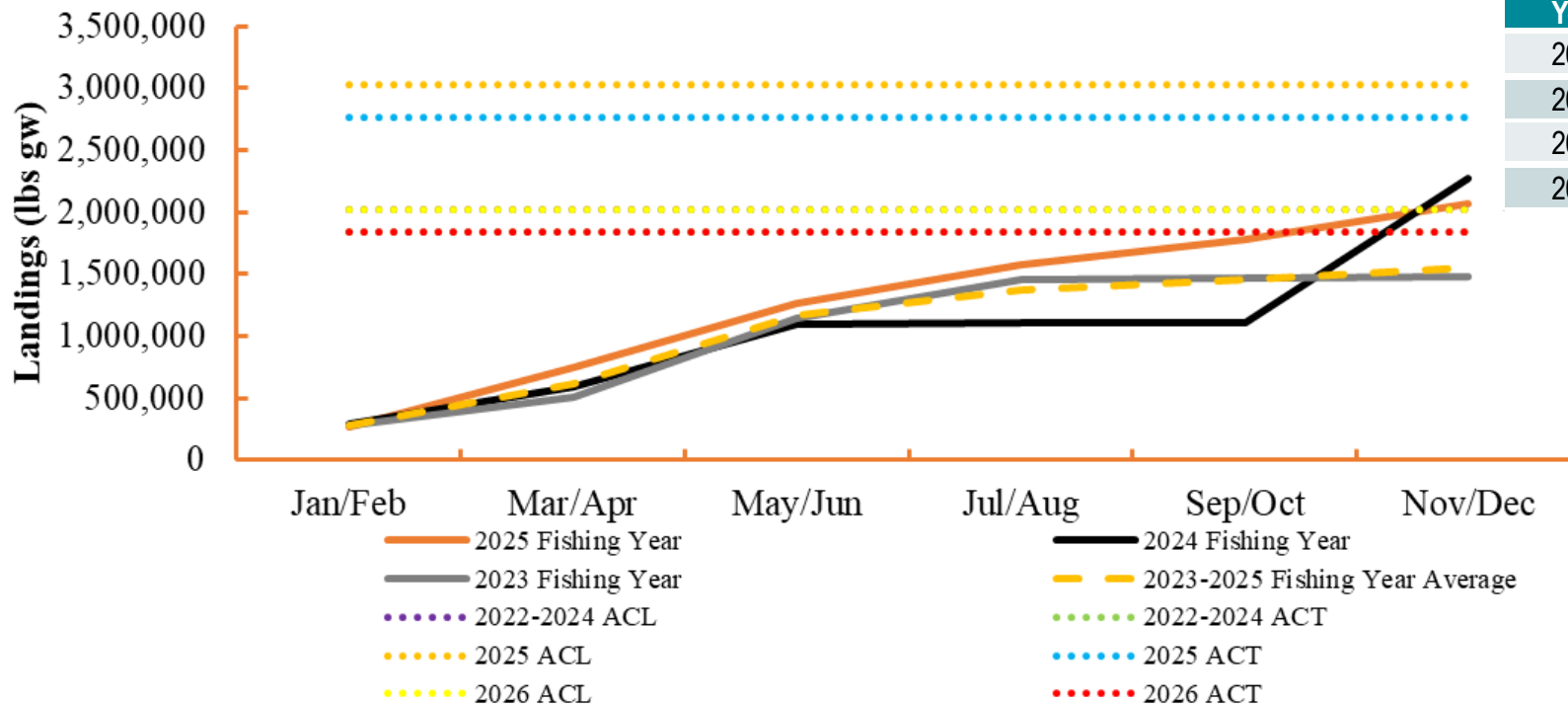


Year	Closure	Year	ACL	ACT	Units
2023	10/19/2023	2015-2024	1,903,000	1,708,000	CHTS
2024	9/16/2024	2024	288,000	230,000	FES
2025	9/15/2025	2025	310,009 (payback)	230,009 (payback)	FES
		2026	399,000	319,000	SRFS



Note: The 2026 ACL is 399,000 lbs and ACT is 319,000 lbs in SRFS units. Fishing year is January 1 through December 31. **The seasonal closure changed from January 1 - May 31 to January 1 – August 31 in 2023.** Landings were post-stratified to include Monroe County in South Atlantic landings.

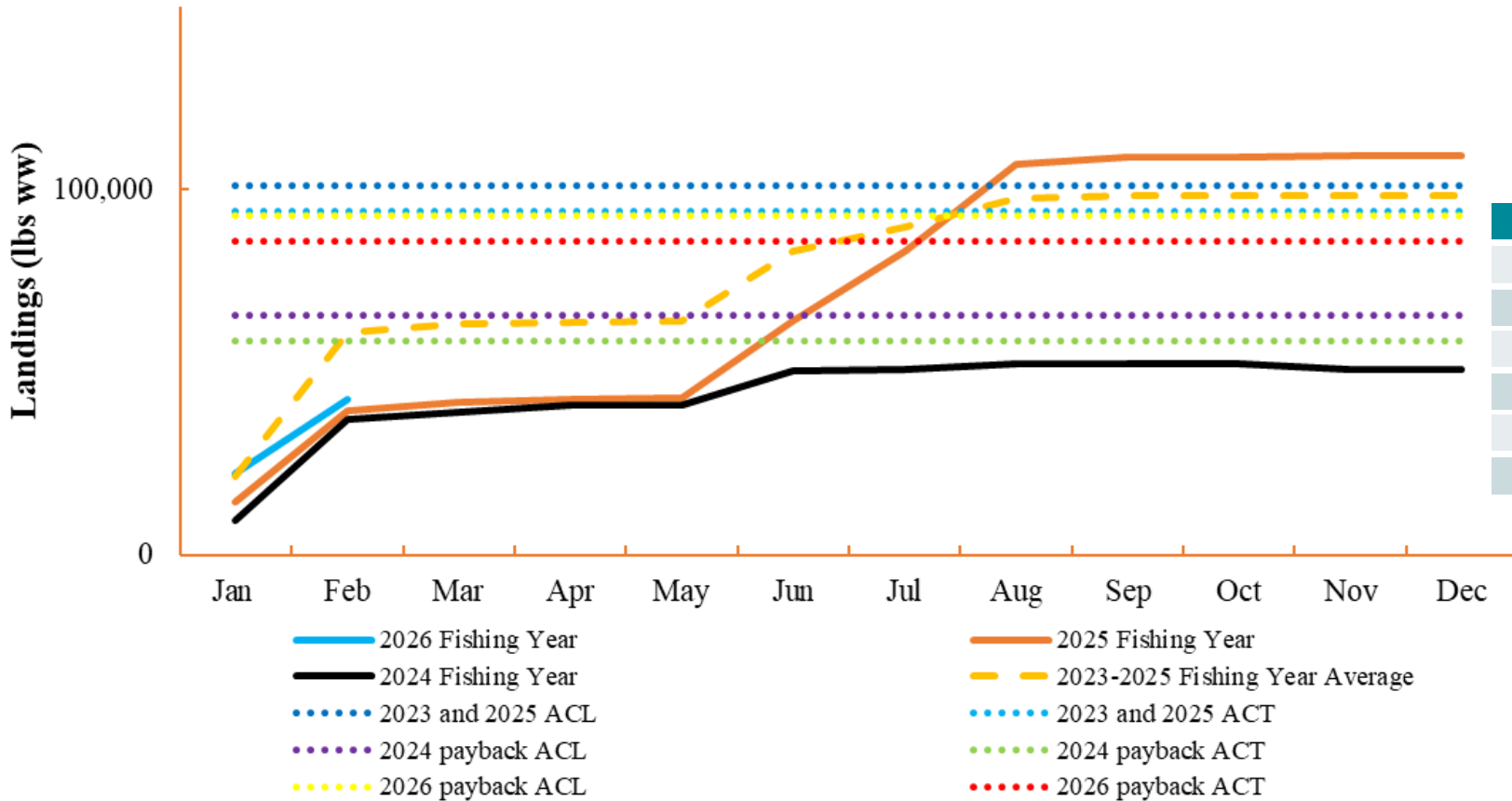

Red Grouper Recreational Landings



Year	Closure
2021	9/15/2021
2022	8/30/2022
2023	7/21/2023
2024	7/1/2024

Note: 2019 to May 31, 2022, recreational MRIP-FES equivalent ACL was 2,100,000 lbs and ACT was 1,930,000 lbs. June 1 to August 7, 2022, ACL was 1,730,000 lbs and ACT was 1,570,000 lbs in MRIP-FES units. August 8, 2022, to August 5, 2025, ACL was 2,020,000 lbs and ACT was 1,840,000 lbs in MRIP-FES units. August 6, 2025, to December 31, 2025, ACL was 3,030,000 lbs and ACT was 2,760,000 lbs in SRFS units. **The 2026 ACL is 2,020,000 lbs and ACT is 1,840,000 lbs in MRIP-FES units.** Fishing year is January 1 through December 31.

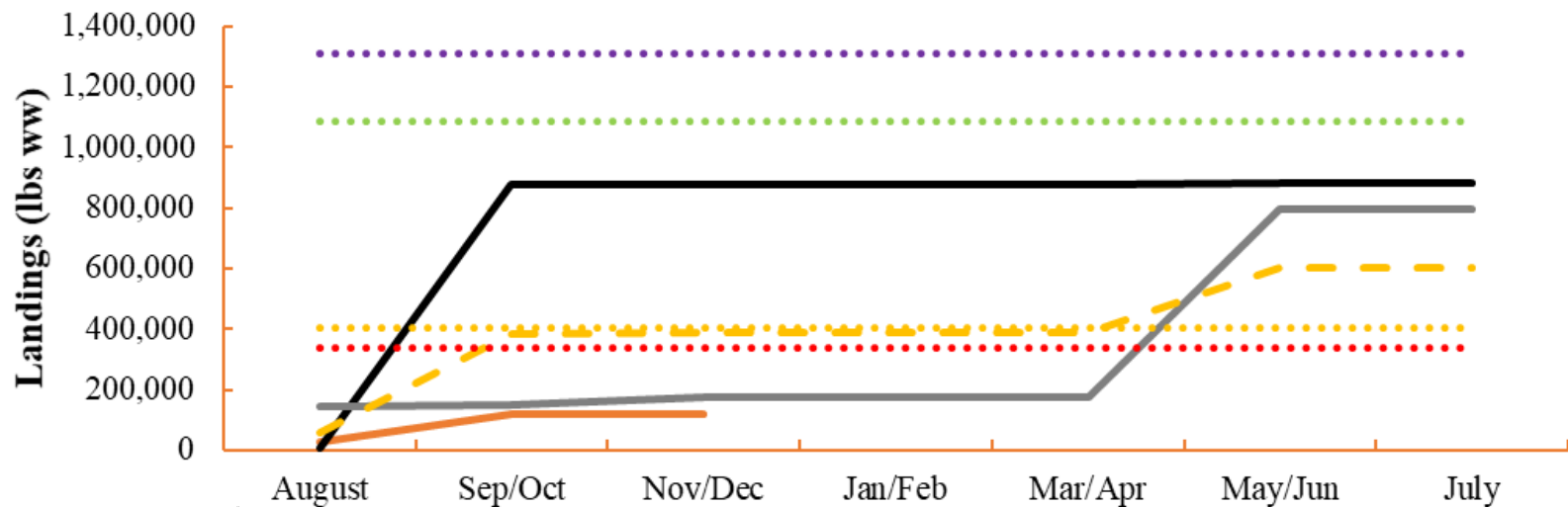

Greater Amberjack Commercial Landings



Year	Closure
2017	6/20/2017
2018	4/3/2018
2019	6/9/2019
2023	6/18/2023
2024	6/30/2024
2025	9/2/2025

Note: 2020 to 2023 commercial ACL was 484,380 lbs and ACT was 421,411 lbs.
 Fishing year is January 1 through December 31. **There is a seasonal closure March 1 - May 31.**
 Effective June 15, 2023, to December 31, 2023, the commercial ACL was 101,000 lbs and ACT was 93,930 lbs.
 Effective January 1, 2024, to December 31, 2024, the commercial ACL was reduced to 65,720 lbs and ACT to 58,650 lbs.
Effective January 5, 2026, to December 31, 2026, the commercial ACL was reduced to 92,816 lbs and ACT to 85,746 lbs.

Greater Amberjack Recreational Landings




Year	Closure
2017	3/24/2017
2018	1/27/2018
2019	5/1/2019
2023	8/25/2023
2025	9/27/2025

- 2025-2026 Fishing Year
- 2023-2024 Fishing Year
- 2024-2025 Fishing Year
- 2023-2024-2025-2026 FY Average
- 2021/2022 ACL
- 2021/2022 ACT
- 2022/2023-present ACL
- 2022/2023-present ACT

Note: 2019/2020 to July 16, 2023, recreational ACL was 1,309,620 lbs and ACT was 1,086,985 lbs in MRIP-CHTS units. **From July 17, 2023, to present, the recreational ACL is 404,000 lbs and ACT is 335,320 lbs in MRIP-FES units.** Fishing year is August 1 through July 31. Until the 2021/2022 fishing year, there was a seasonal closure November 1 – April 30 and June 1 – July 31. The 2022/2023 fishing year seasonal closure was August 1 – 31 and November 1 – July 31. The 2023/2024 seasonal closure was November 1 – April 30 and June 1 – July 31 due to an ER expiration. **The 2024/2025 to present seasonal closure is August 1 – 31 and November 1 – July 31.** Landings were post-stratified to include Monroe County in South Atlantic landings.

Greater Amberjack Private and For-Hire Landings



	Fixed Closed Season	August	Sep-Oct	Nov-Dec	Jan-Feb	Mar-Apr	May-Jun	July	Total Reported	Dataset
2024/2025 Fishing Year										
Private	Aug 1 - Aug 31 & Nov 1 - July 31*	619	686,926	0	0	1,002	6,577	0	695,124	MRIP-FES
For-Hire	Aug 1 - Aug 31 & Nov 1 - July 31*	4,627	183,925	0	0	0	0	0	188,553	MRIP-FES
2025/2026 Fishing Year										
Private	Aug 1 - Aug 31 & Nov 1 - July 31	25,846	13,918	0					39,764	MRIP-FES
For-Hire	Aug 1 - Aug 31 & Nov 1 - July 31	0	81,176	0					81,176	MRIP-FES

Note: From July 17, 2023, to present, the recreational ACL is 404,000 lbs and ACT is 335,320 lbs in MRIP-FES units. Fishing year is August 1 through July 31. The 2024/2025 to present seasonal closure is August 1 – 31 and November 1 – July 31. *in the 2024/25 fishing year, the fishing season was open from August 1-24 before implementation of the new fixed closed season.


Greater Amberjack For-Hire Landings by State



	Fishing Year	August	Sep-Oct	Nov-Dec	Jan-Feb	Mar-Apr	May-Jun	July	Total Reported	Fishing Year		August	Sep-Oct	Nov-Dec	Jan-Feb	Mar-Apr	May-Jun	July	Total Reported
TX	2024/ 2025	0	10,119	0	0	0	0	0	10,119	2025/ 2026	TX	0	4,998	0					4,998
LA		118	2,132	0	0	0	0	0	2,250		LA	0	12,458	0					12,458
MS		0	0	0	0	0	0	0	0		MS	0	0	0					0
AL		1,130	42,435	0	0	0	0	0	43,565		AL	0	21,427	0					21,427
West FL		3,379	129,240	0	0	0	0	0	132,619		West FL	0	42,293	0					42,293

Note:. From July 17, 2023 to present, the recreational ACL is 404,000 lbs and ACT is 335,320 lbs in MRIP-FES units. Fishing year is August 1 through July 31. The 2024/2025 to present seasonal closure is August 1 – 31 and November 1 – July 31. *in the 2024/25 fishing year, the fishing season was open from August 1-24 before implementation of the new fixed closed season.

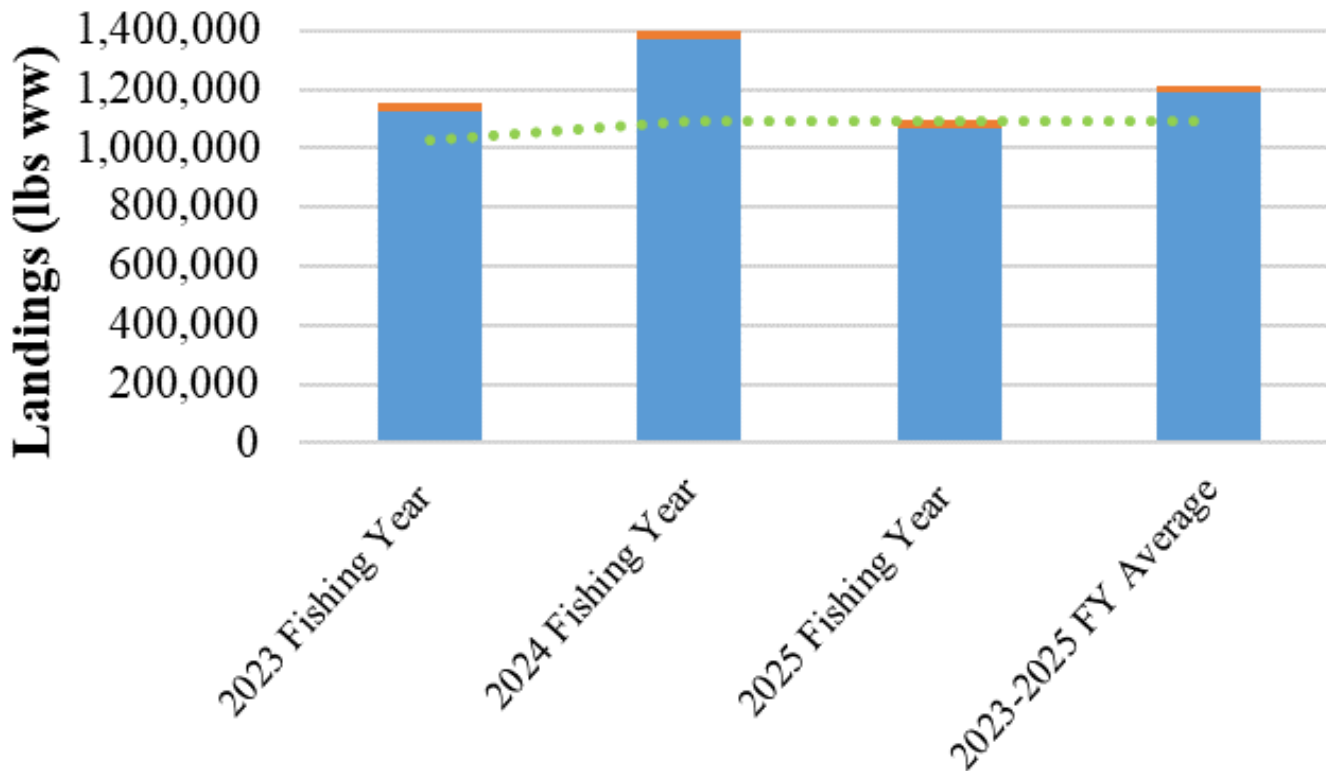

Greater Amberjack Private Landings by State



	Fishing Year	August	Sep-Oct	Nov-Dec	Jan-Feb	Mar-Apr	May-Jun	July	Total Reported	Fishing Year		August	Sep-Oct	Nov-Dec	Jan-Feb	Mar-Apr	May-Jun	July	Total Reported
TX	2024/ 2025	193	48	0	0	0	0	0	241	2025/ 2026	TX	0	0	0					0
LA		426	6,087	0	0	0	0	0	6,513		LA	0	3,572	0					3,572
MS		0	0	0	0	0	0	0	0		MS	0	0	0					0
AL		0	13,546	0	0	0	0	0	13,546		AL	25,846	10,346	0					36,192
West FL		0	667,244	0	0	1,002	6,577	0	674,824		West FL	0	0	0					0

Note: From July 17, 2023, to present, the recreational ACL is 404,000 lbs and ACT is 335,320 lbs in MRIP-FES units. Fishing year is August 1 through July 31. **The 2024/2025 to present seasonal closure is August 1 – 31 and November 1 – July 31.** *in the 2024/25 fishing year, the fishing season was open from August 1-24 before implementation of the new fixed closed season.

Lane Snapper Stock Landings

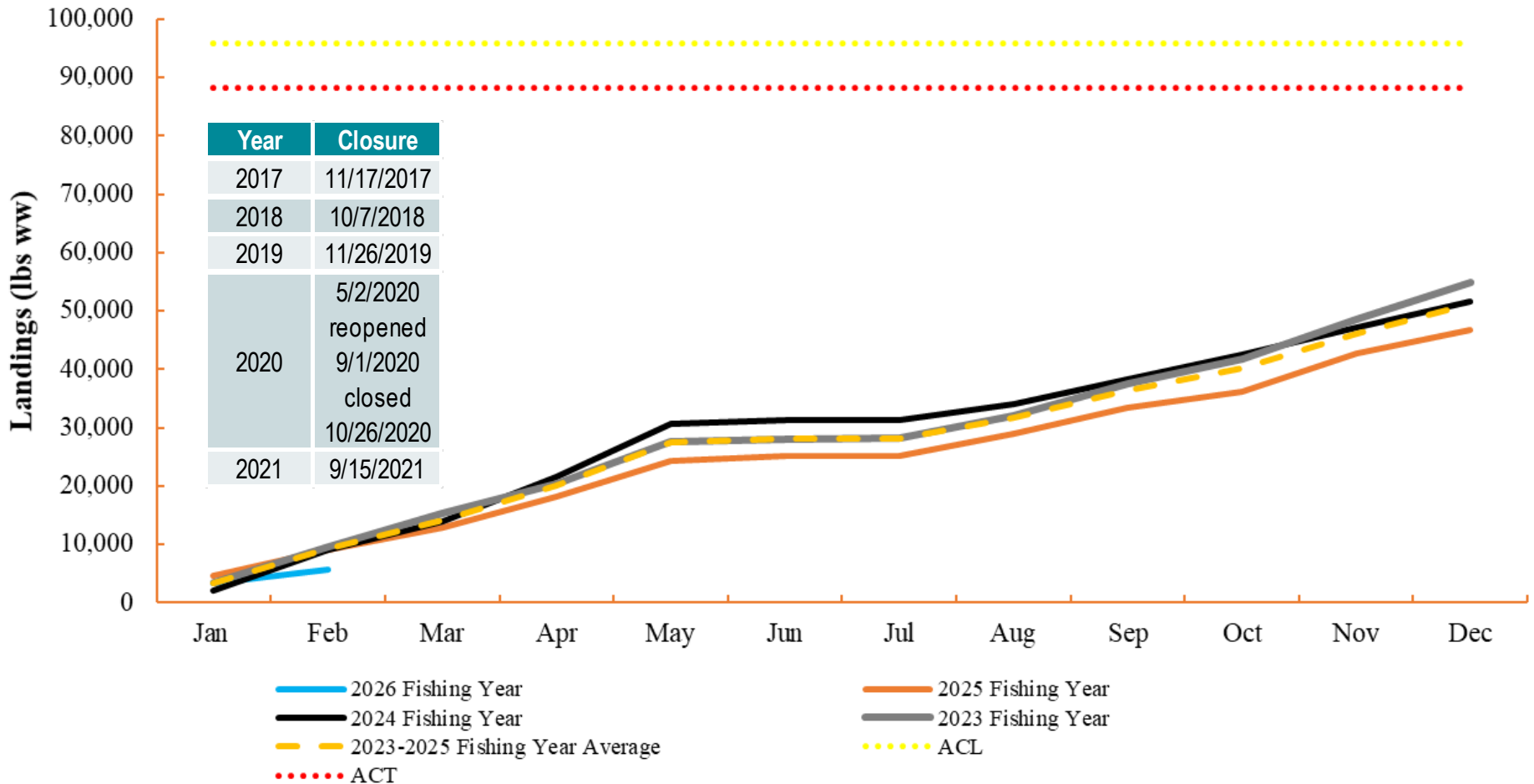



Year	Closure
2019	12/13/2019
2021	10/18/2021 reopened 12/23/2021
2022	11/15/2022
2024	11/26/2024

- █ Commercial
- █ Recreational
- ⋯ Stock ACL

Note: 2021 to October 17, 2024 stock ACL was 1,028,973 lbs. **Effective October 18, 2024, the stock ACL is 1,088,873 lbs.** The recreational portion of the stock ACL is in MRIP-FES units. Fishing year is January 1 through December 31.

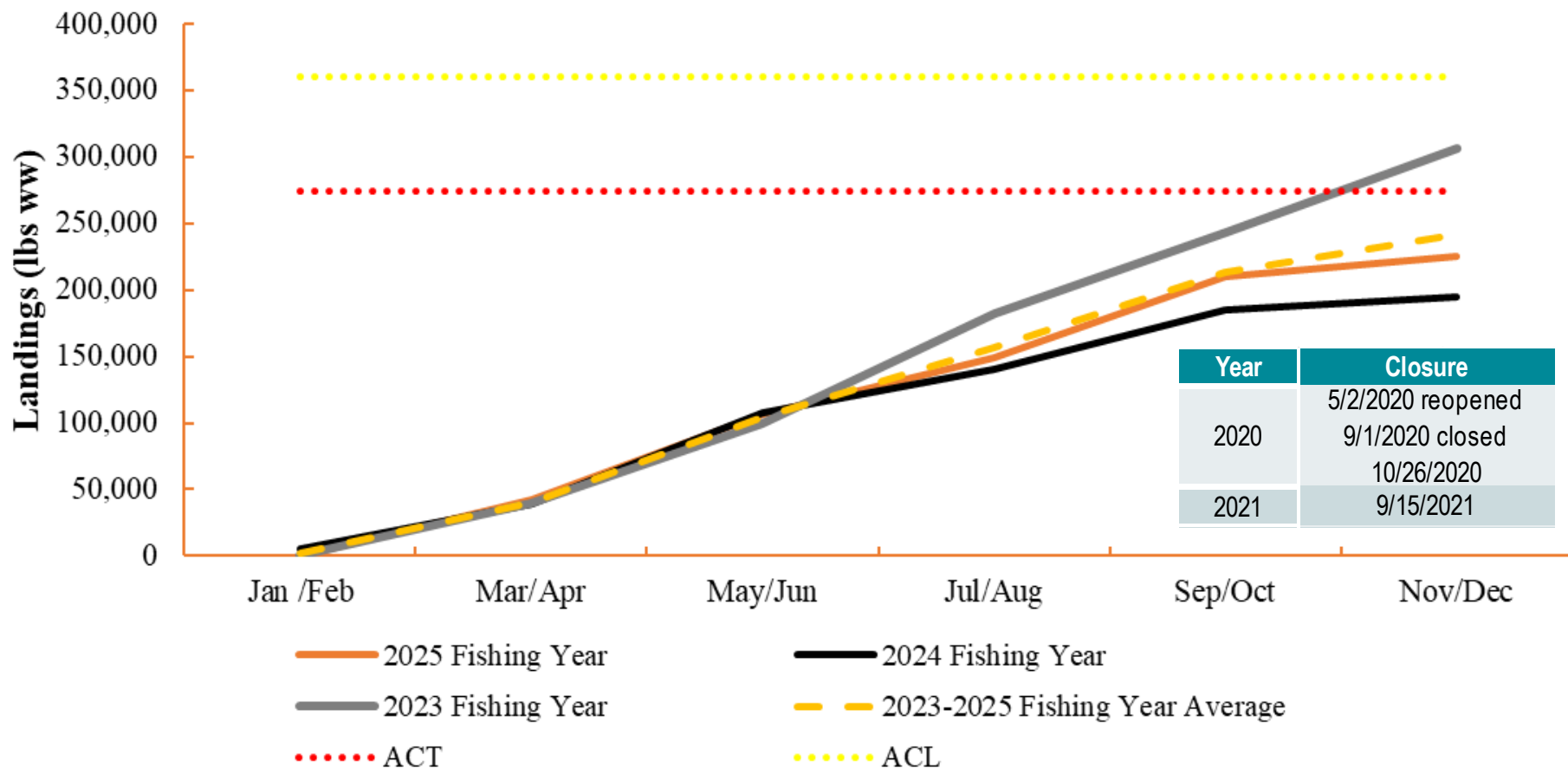

Gray Triggerfish Commercial Landings



Note: 2021 to present commercial ACL is 95,949 lbs and ACT is 88,273 lbs.

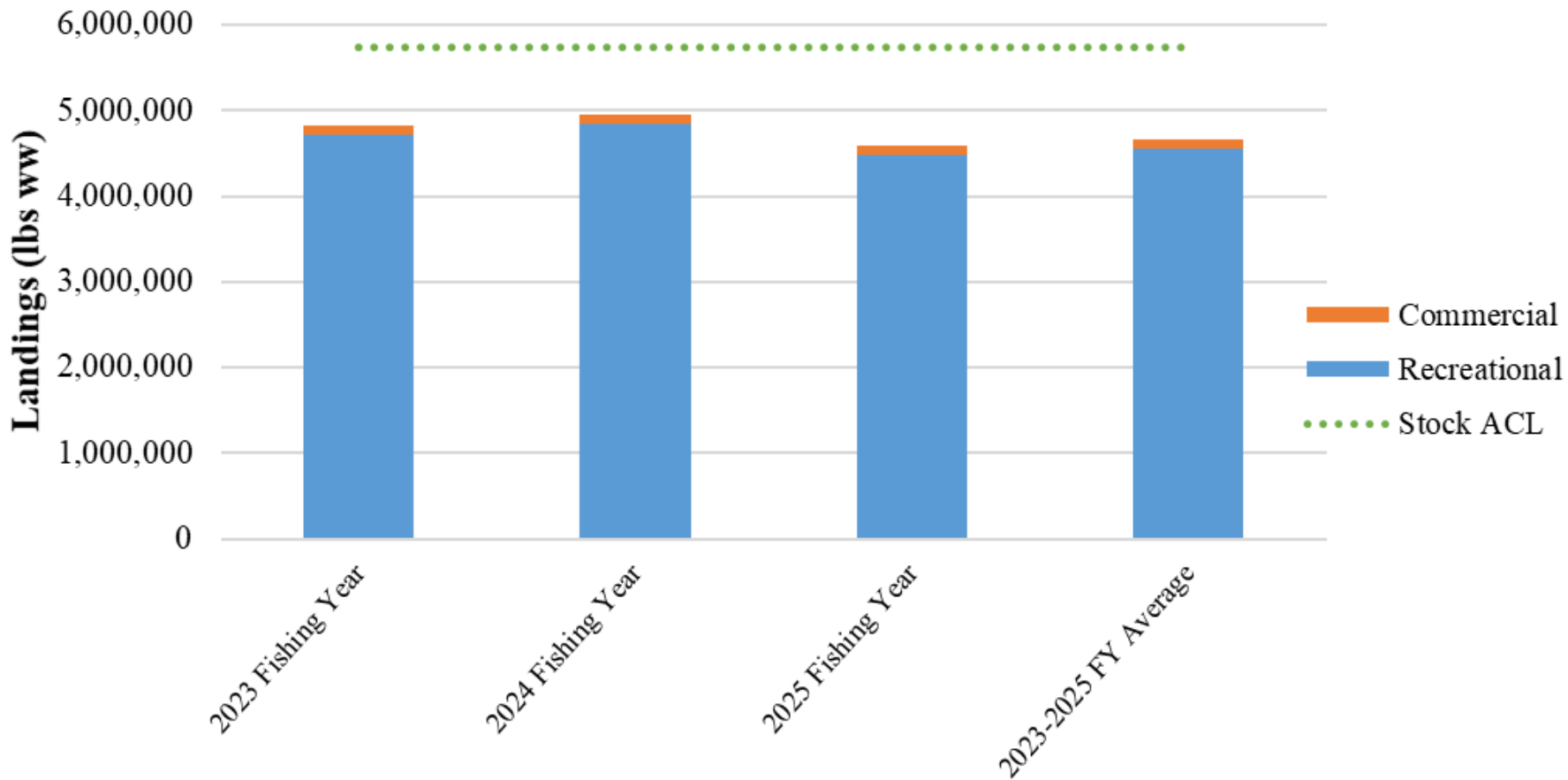

Fishing year is January 1 through December 31. There is a seasonal closure June 1 - July 31.

Gray Triggerfish Recreational Landings



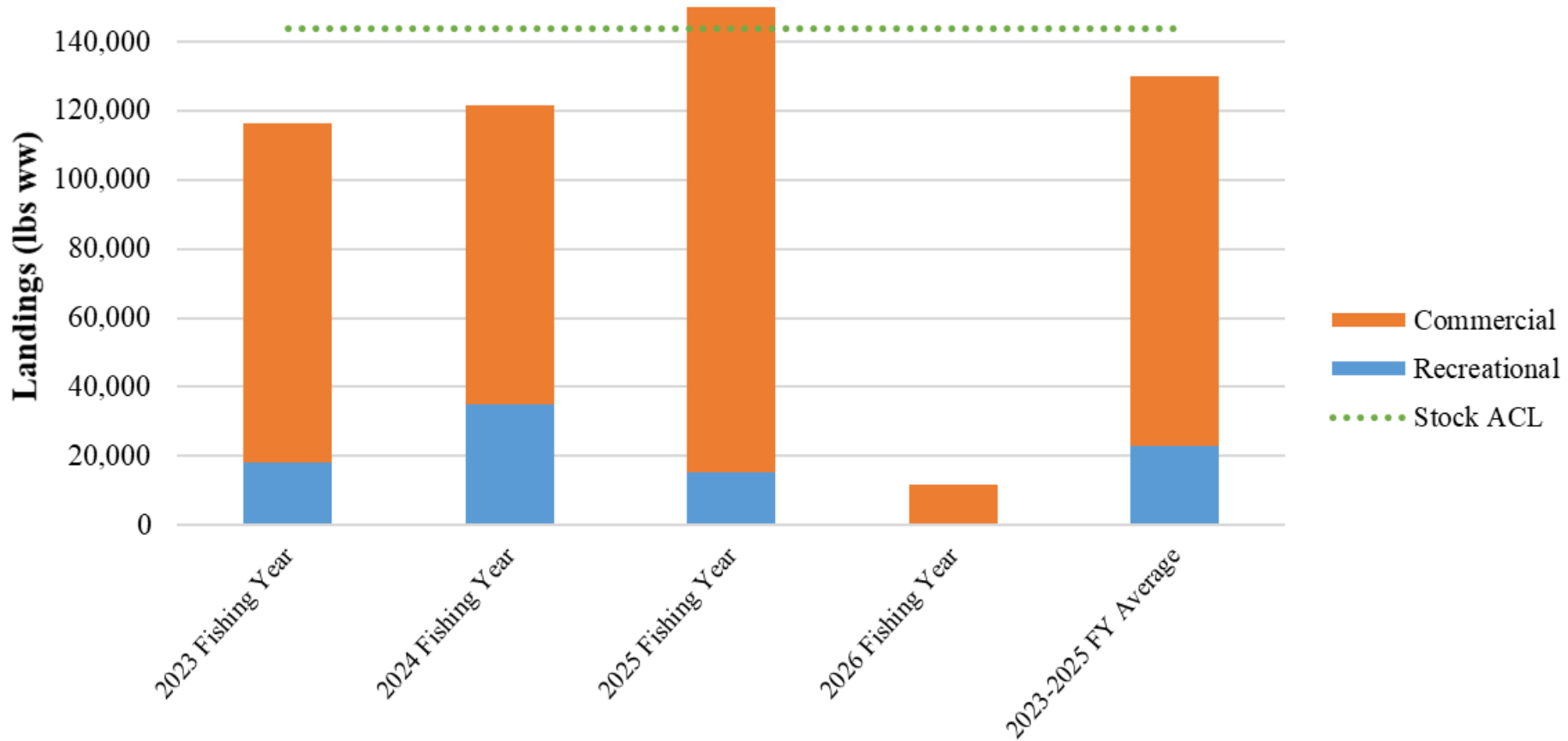
Note: 2021 to present recreational ACL is 360,951 lbs and ACT is 274,323 lbs in MRIP-CHTS units. Fishing year is January 1 through December 31. There is a seasonal closure January 1 – end of February and June 1 - July 31.

Gray Snapper Stock Landings



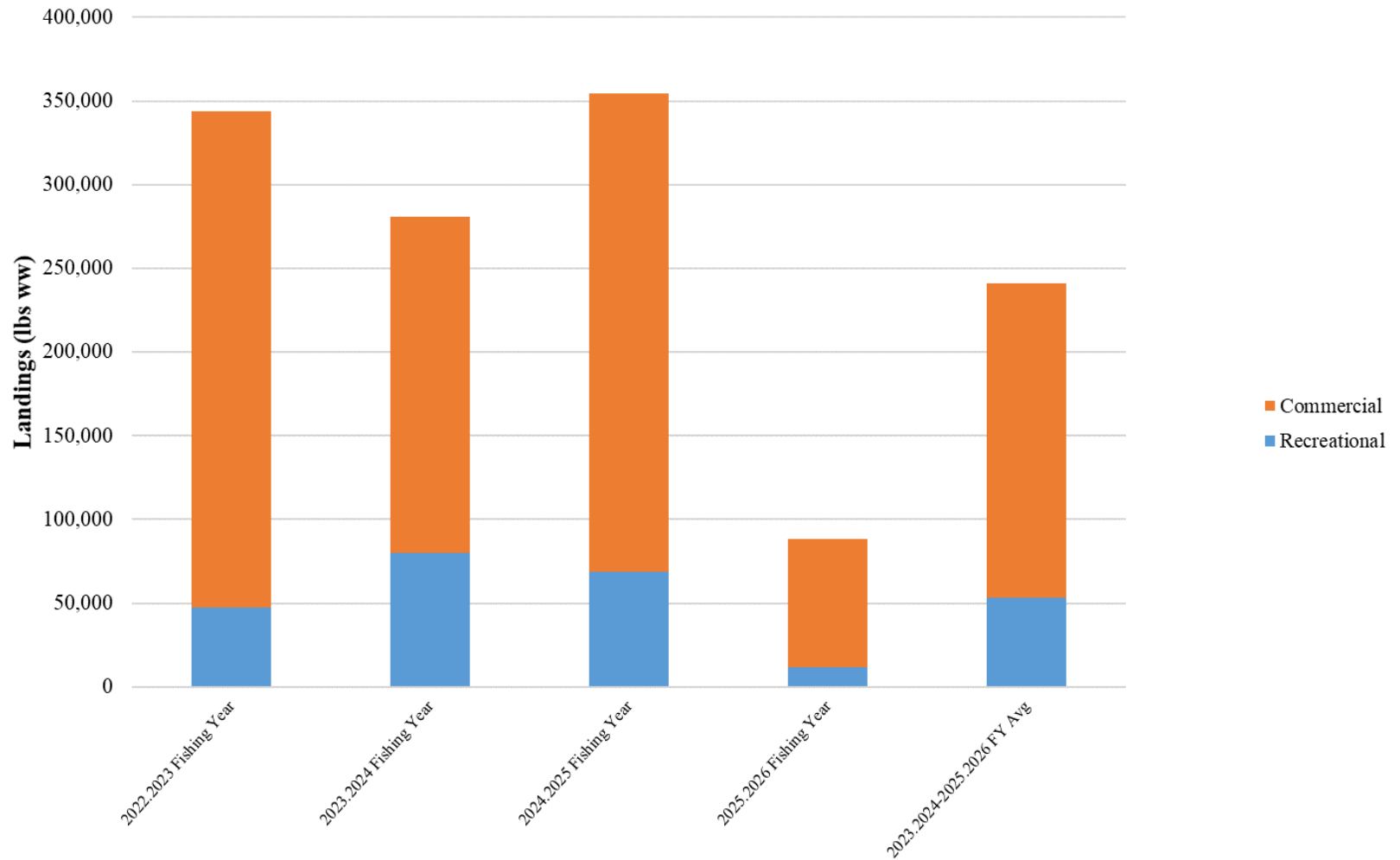

Note: 2021 to June 12, 2024, stock ACL was 2,230,000 lbs. The recreational portion of the stock ACL was in MRIP-CHTS units. **The June 13, 2024, to present stock ACL is 5,728,000 lbs.** The recreational portion of the stock ACL is in MRIP-FES units. Fishing year is January 1 through December 31.

Mutton Snapper Stock Landings



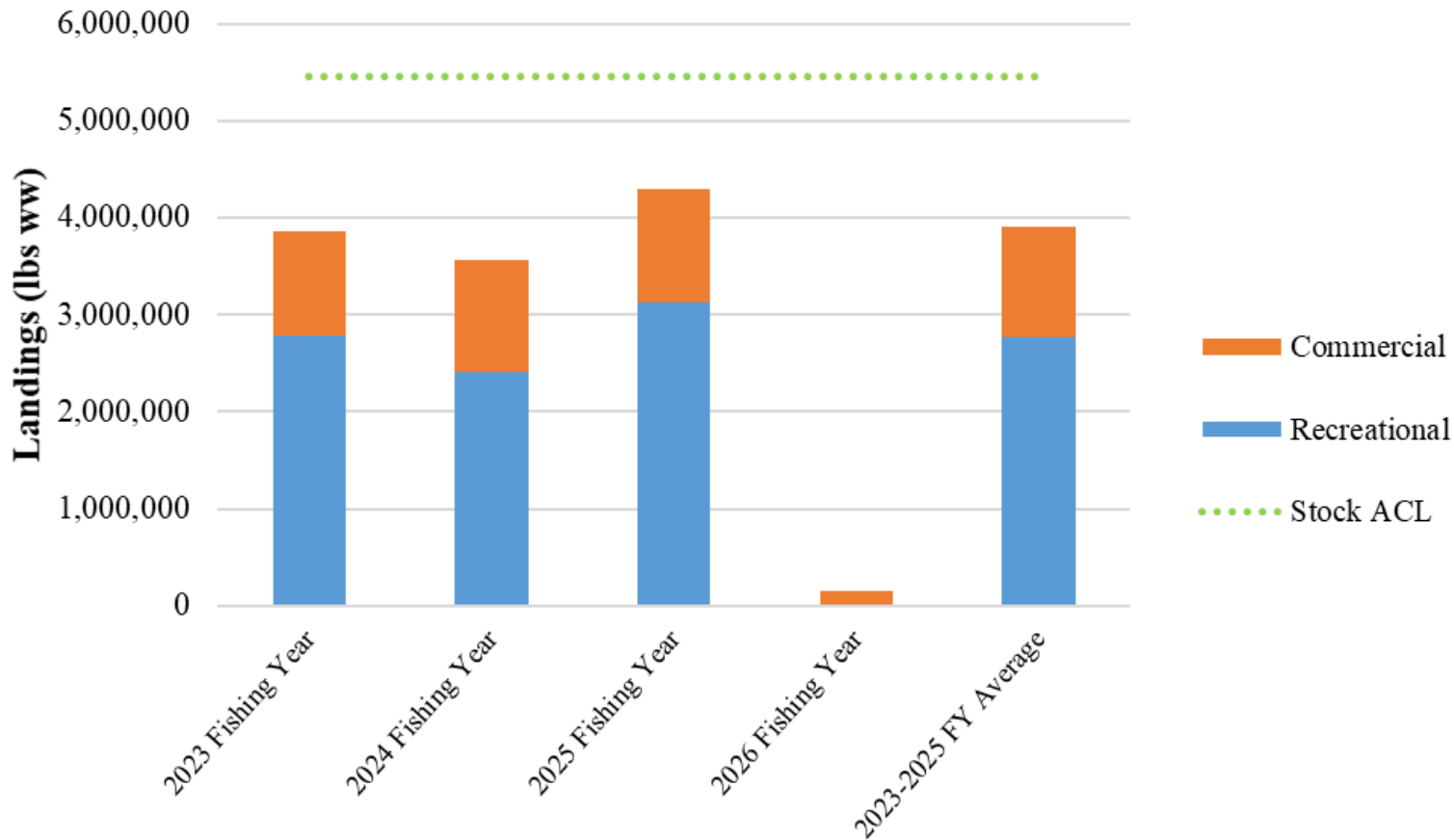
Note: 2020 to present stock ACL is 143,694 lbs. The recreational portion of the stock ACL is in MRIP-CHTS units. Fishing year is January 1 through December 31. Recreational landings were post-stratified to include Monroe County in South Atlantic landings.

Yellowtail Snapper Stock Landings



Note: 2013 to present stock ACL is 901,125 lbs. The recreational portion of the stock ACL is in MRFSS units. Fishing year is August 1 through July 31. Landings were post-stratified to include Monroe County in South Atlantic landings.

Vermilion Snapper Stock Landings

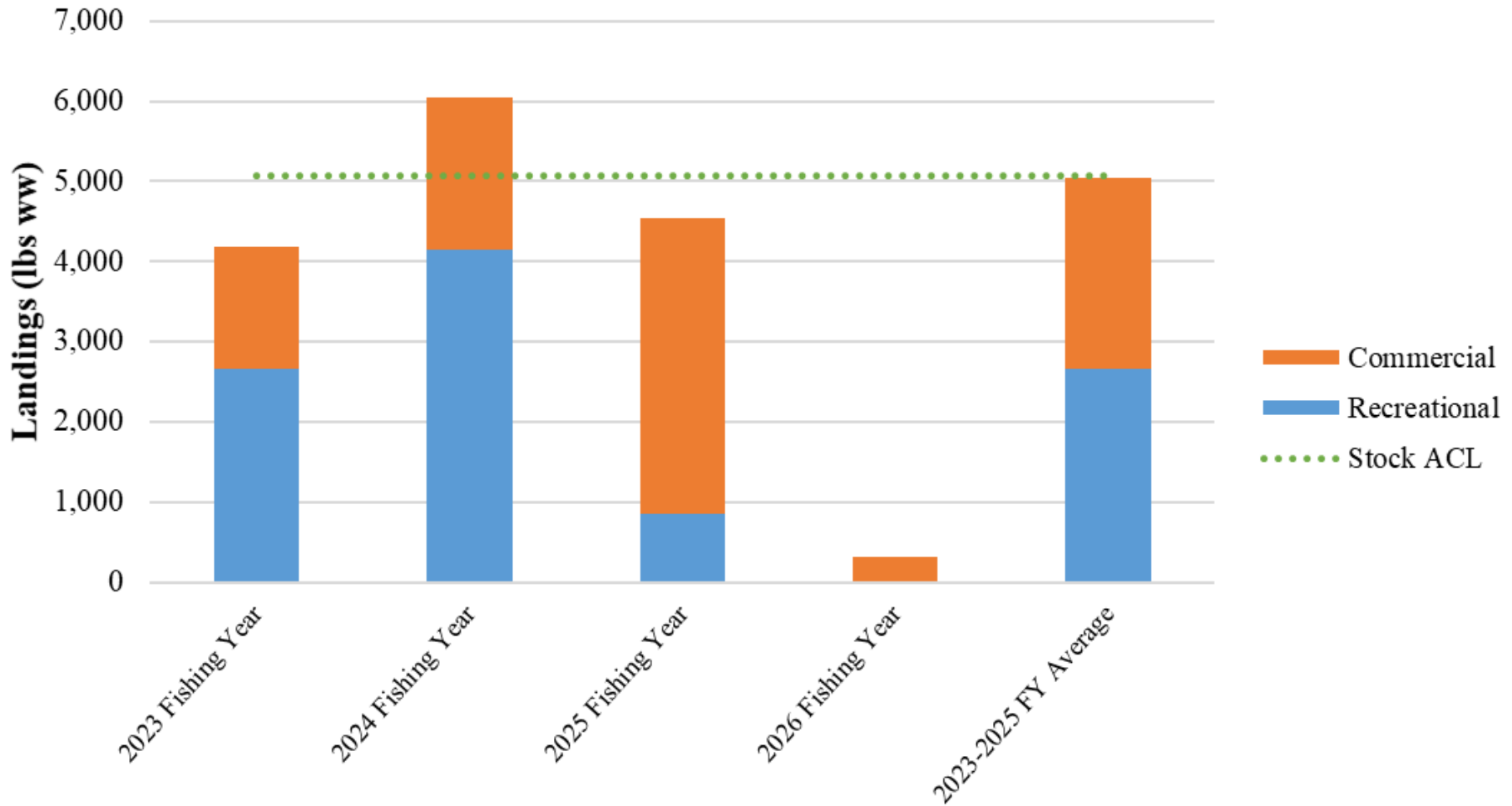


Note: 2018 to May 24, 2023, stock ACL was 3,110,000 lbs. The recreational portion of the stock ACL was in MRIP-CHTS units. **The May 25, 2023 to present stock ACL is 5,452,600 lbs.** The recreational portion of the stock ACL is in MRIP-FES units. Fishing year is January 1 through December 31.

Cubera Snapper Stock Landings



CUBERA SNAPPER *Lutjanus cyaneostomus*



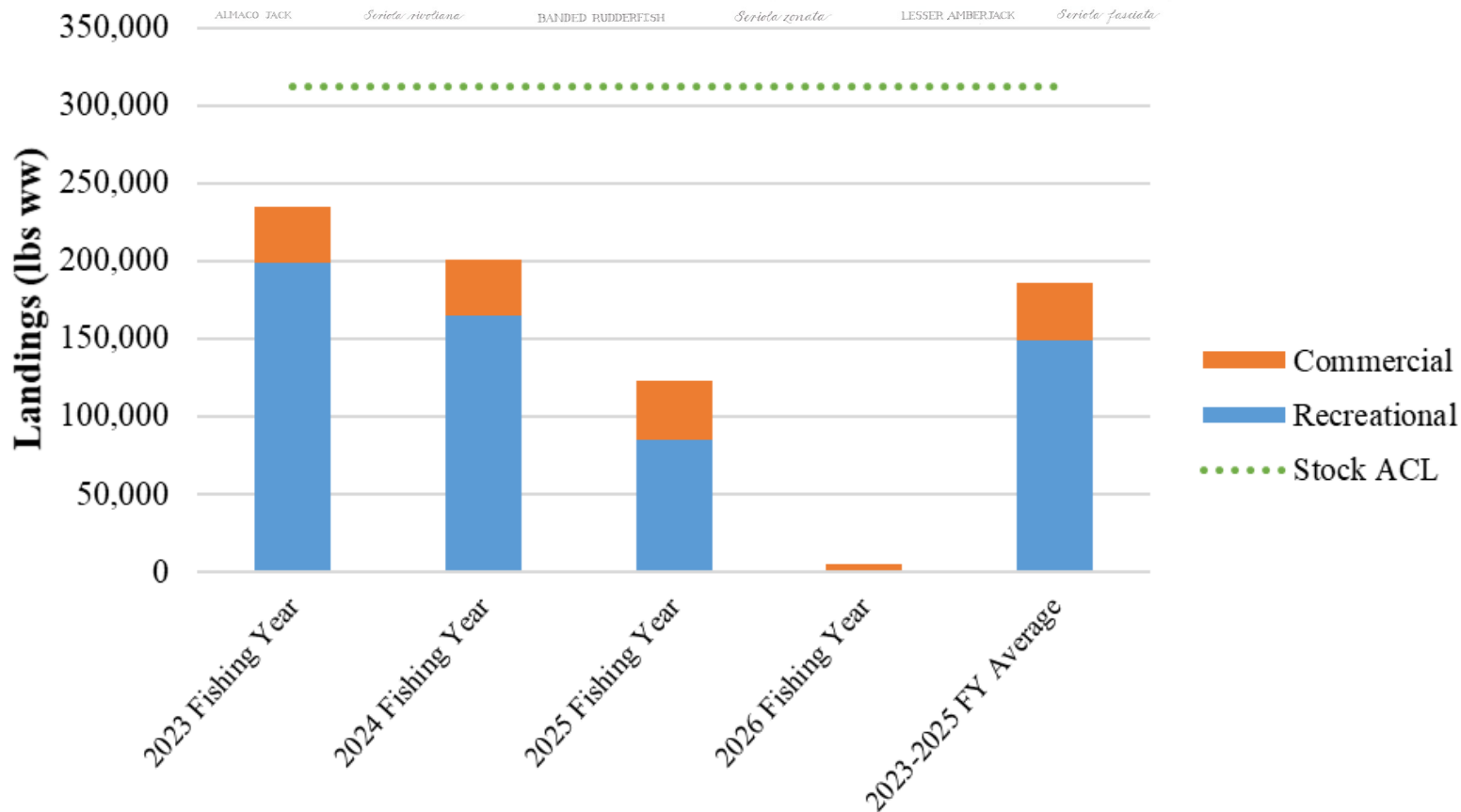
Commercial
Recreational
Stock ACL

Note: 2012 to present stock ACL is 5,065 lbs. The recreational portion of the stock ACL is in MRFSS units. Fishing year is January 1 through December 31.

Jacks Complex Stock Landings



ALMACO JACK *Seriola rivoliana* BANDED RUDDERFISH *Seriola zonata* LESSER AMBERJACK *Seriola fasciata*



Note: 2012 to present Jacks Complex (almaco jack, banded rudderfish, and lesser amberjack) stock ACL is 312,000 lbs. The recreational portion of the stock ACL is in MRFSS units. Fishing year is January 1 through December 31.

Mid-Water Snapper Stock Landings



BLACKFIN SNAPPER *Lutjanus buccanella*



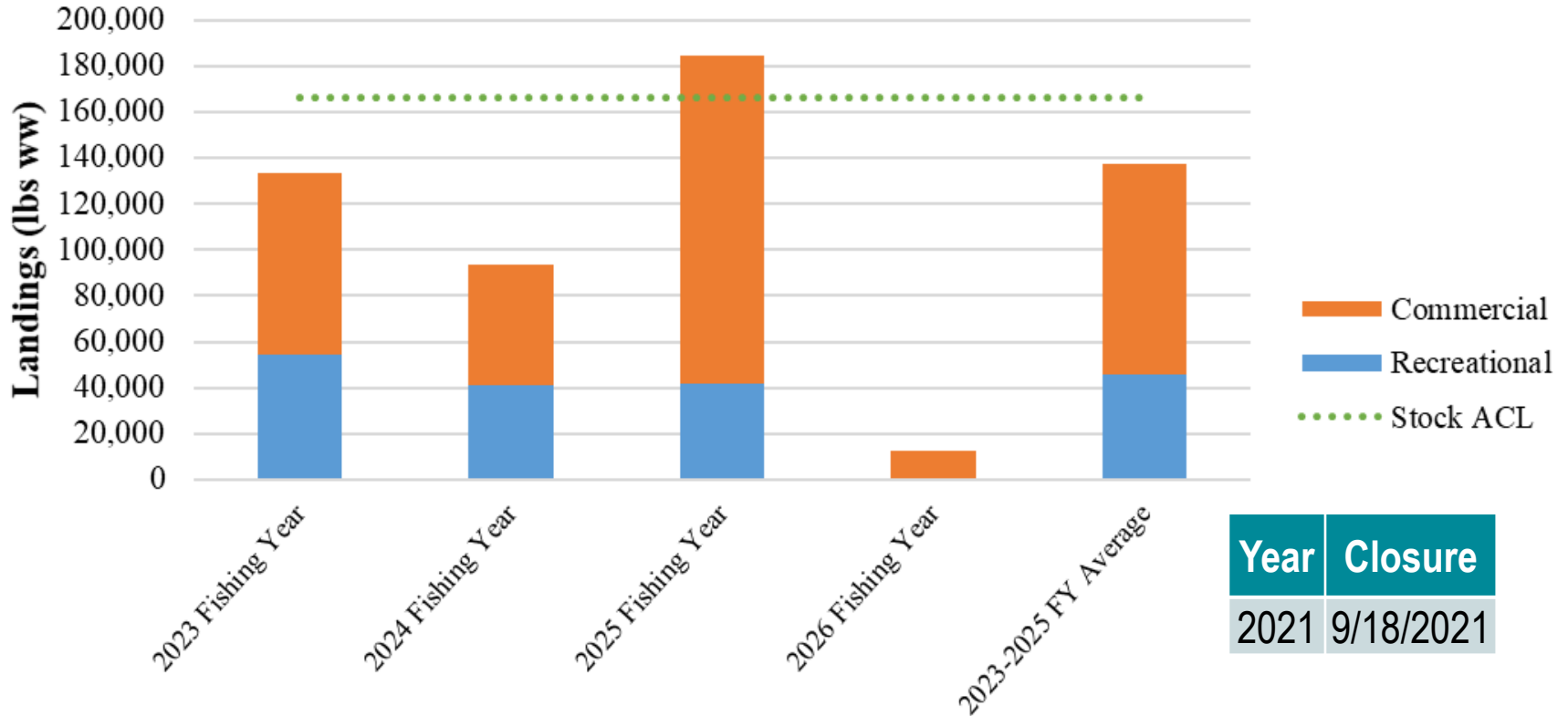
QUEEN SNAPPER



SILK SNAPPER



Lutjanus fulvus



Note: 2012 to present Mid-Water Snapper Complex (blackfin snapper, queen snapper, silk snapper, and wenchman) stock ACL is 166,000 lbs. The recreational portion of the stock ACL is in MRFSS units. Fishing year is January 1 through December 31.

Mid-Water Snapper Commercial Breakdown



BLACKFIN SNAPPER *Lutjanus buccanella*



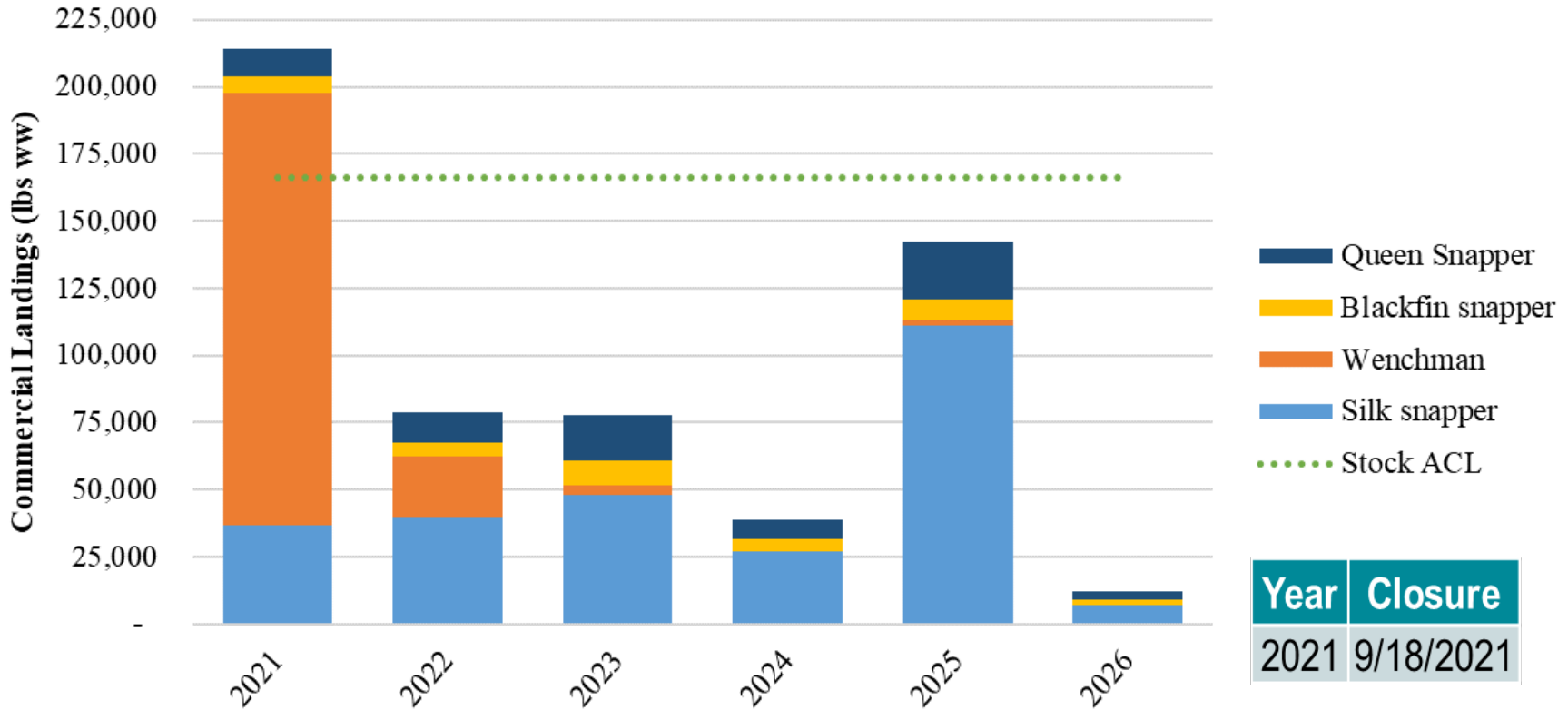
QUEEN SNAPPER



SILK SNAPPER



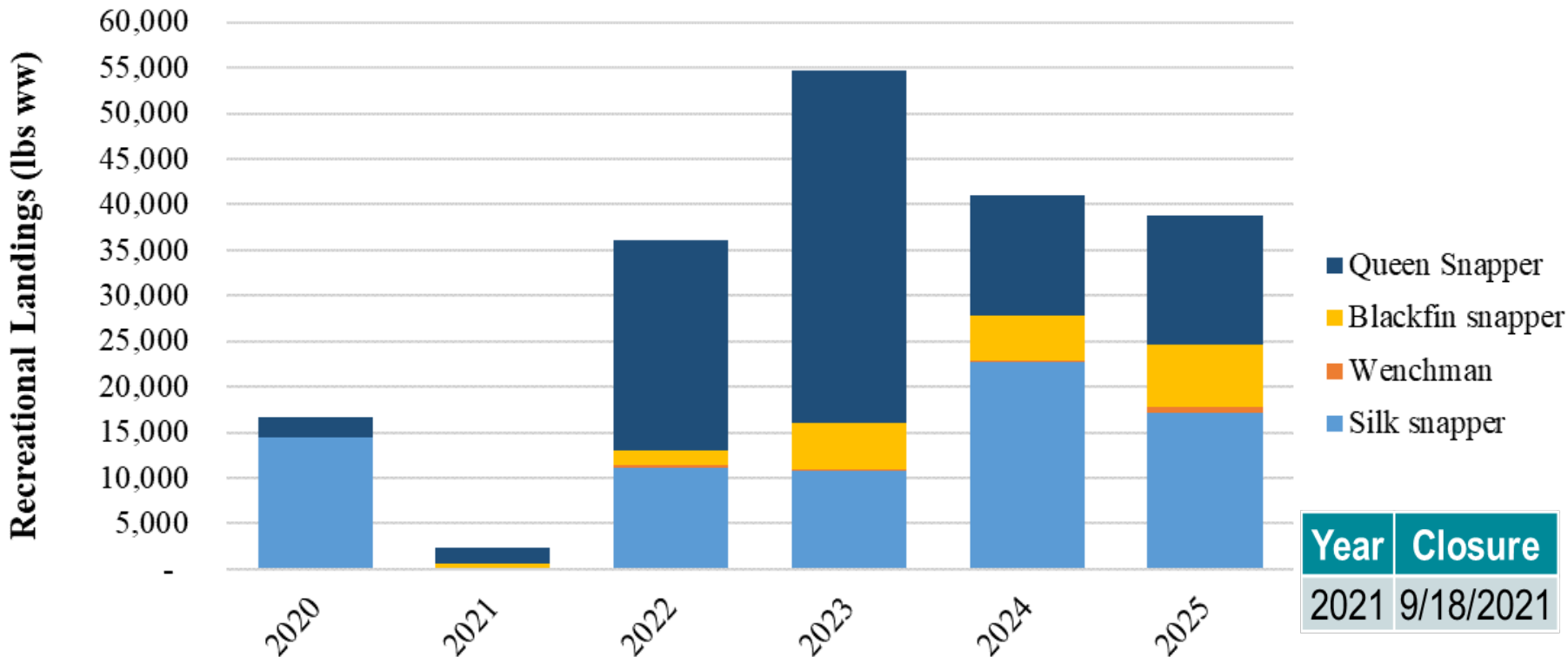
Lutjanus fulvus



Year	Closure
2021	9/18/2021

Note: 2012 to present Mid-Water Snapper Complex (blackfin snapper, queen snapper, silk snapper, and wenchman) stock ACL is 166,000 lbs. The recreational portion of the stock ACL is in MRFSS units. Fishing year is January 1 through December 31.

Mid-Water Snapper Recreational Breakdown



Note: 2012 to present Mid-Water Snapper Complex (blackfin snapper, queen snapper, silk snapper, and wenchman) stock ACL is 166,000 lbs. The recreational portion of the stock ACL is in MRFSS units. Fishing year is January 1 through December 31.