

2025 Alabama Recreational Red Snapper Season Update



Gulf Council Meeting
Biloxi, MS
November 3-6, 2025

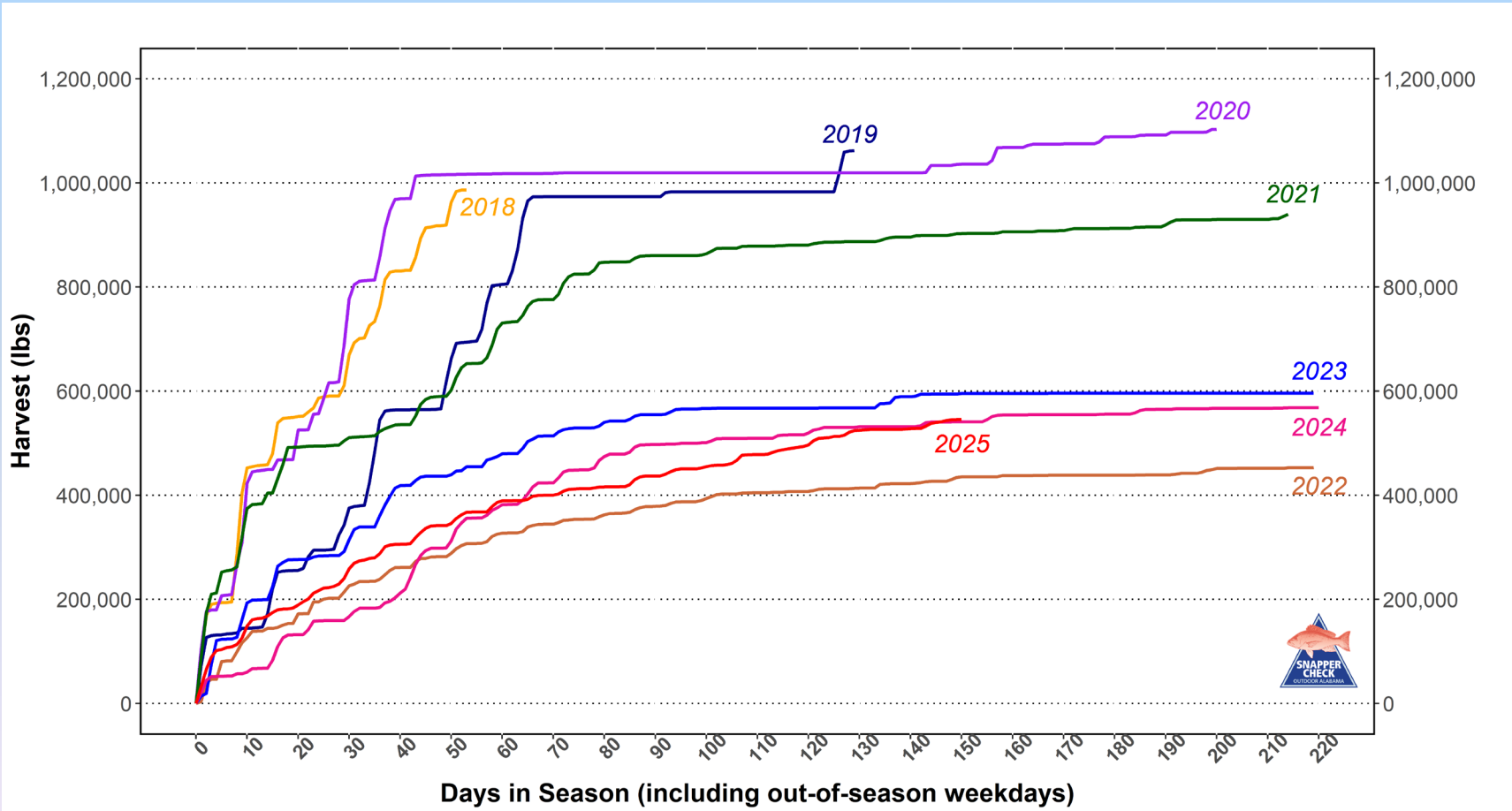


2025 Alabama Red Snapper Season Highlights

- Private and state-licensed charter vessel angler season format was adjusted throughout the year.
 - May 23- June 30: seven days a week
 - July 1 – Sept. 1: four-day weekends (Fri-Monday)
 - Sept. 2 – Dec. 31: seven days a week
- 16” TL minimum size and 2 fish per person per day creel limit.
- As of October 19th, the estimated harvest was 545,700 pounds (82.1%) of the allocation of 664,554 pounds.
- Season will remain open to the end of the year or when the allocation is met or projected to be met.



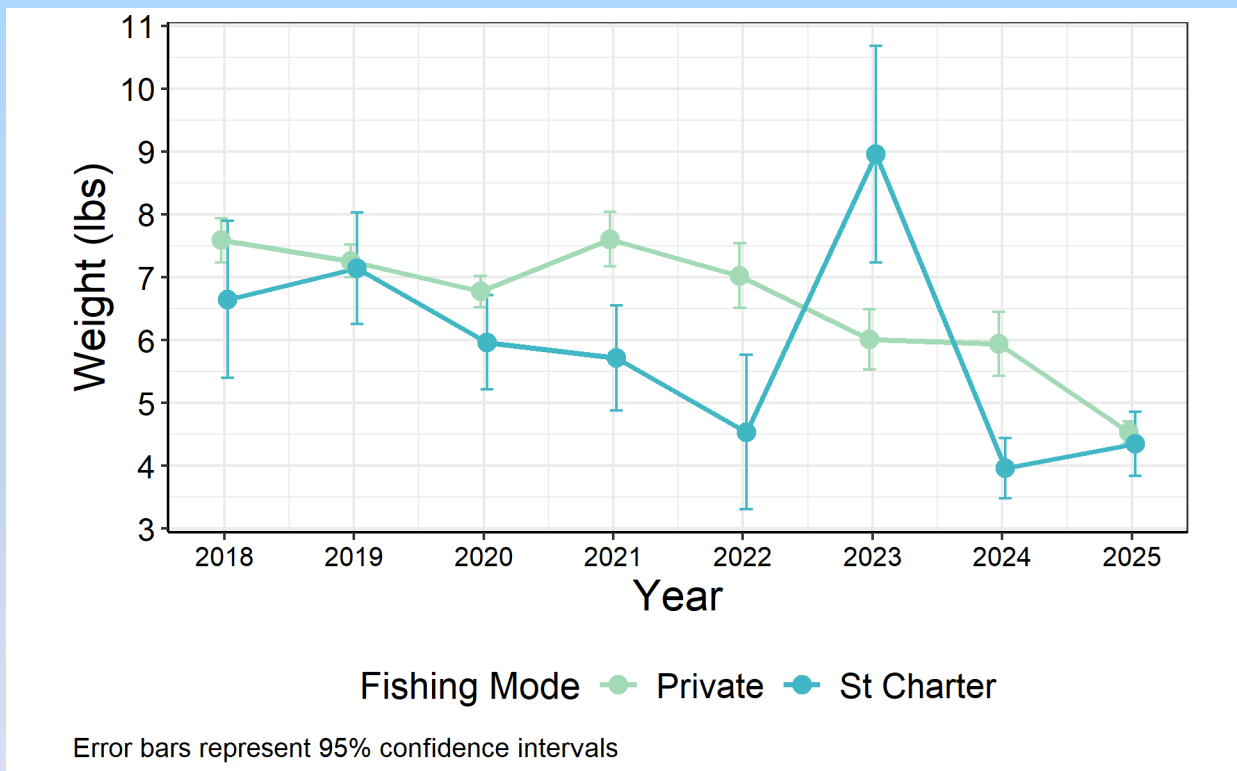
Snapper Check harvest estimates for combined private and state-licensed charter vessels during State Management, 2018-2025



- Harvest includes landed fish and fish released dead or eaten by a predator
- Calibration of Snapper Check estimates to Federal MRIP estimates began in 2023
- 2025 estimate is preliminary and through 10/19



Mean weight of Red Snapper by fishing mode during state management, 2018-2025



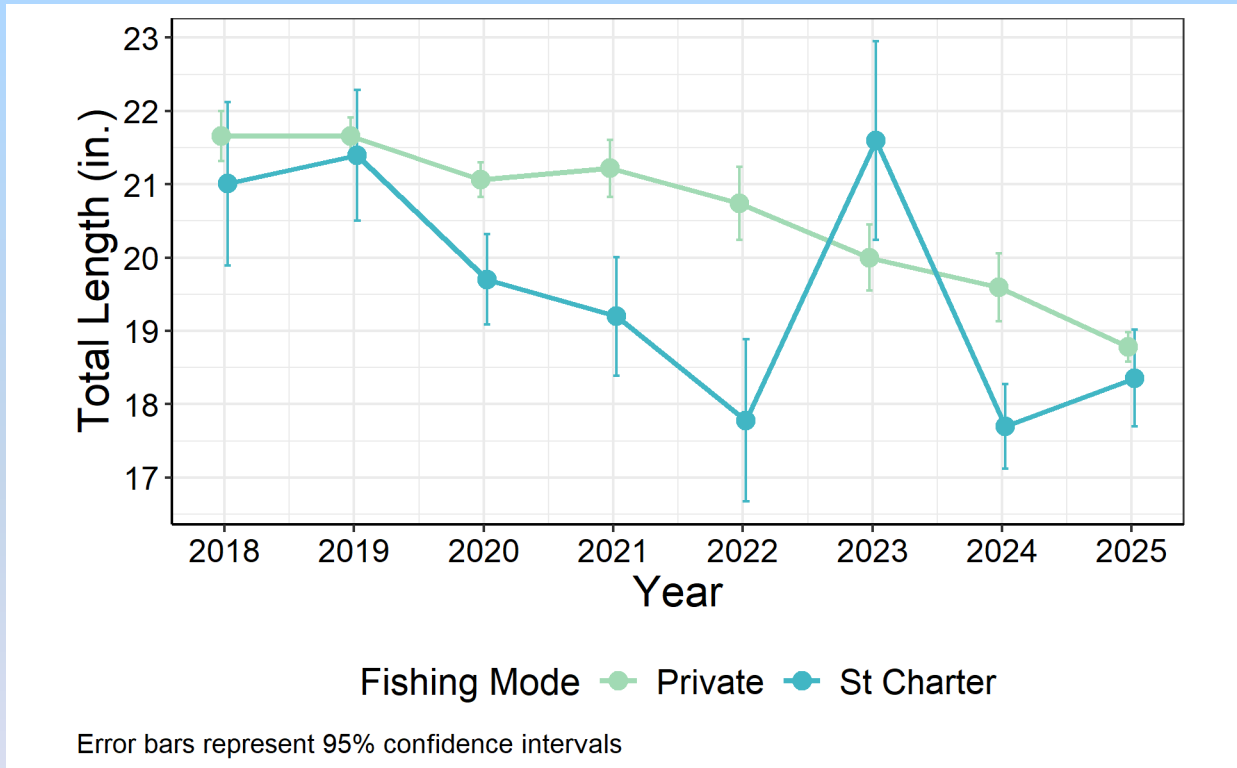
Number of Red Snapper weighed by year and fishing mode

Mode	2018	2019	2020	2021	2022	2023	2024	2025
Private	780	1244	1154	800	459	425	494	821
St Charter	42	101	197	159	67	88	82	90
Total	822	1345	1351	959	526	513	576	911

Data for 2025 are preliminary and through October 19th.



Mean lengths of Red Snapper by fishing mode during State Management, 2018-2025.

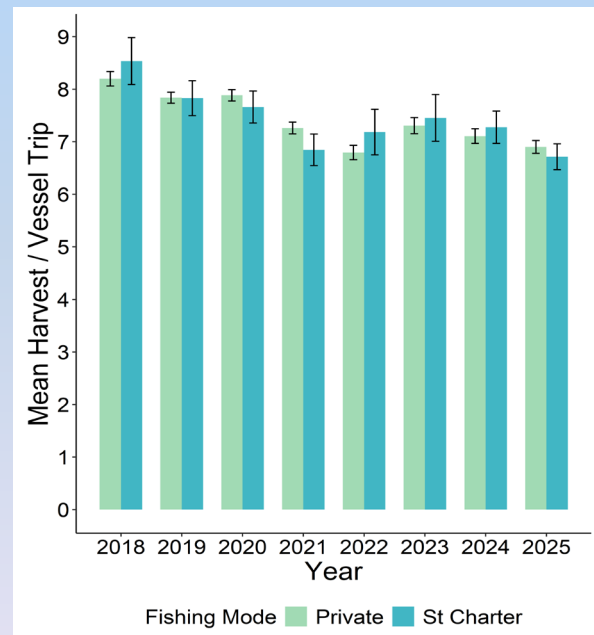
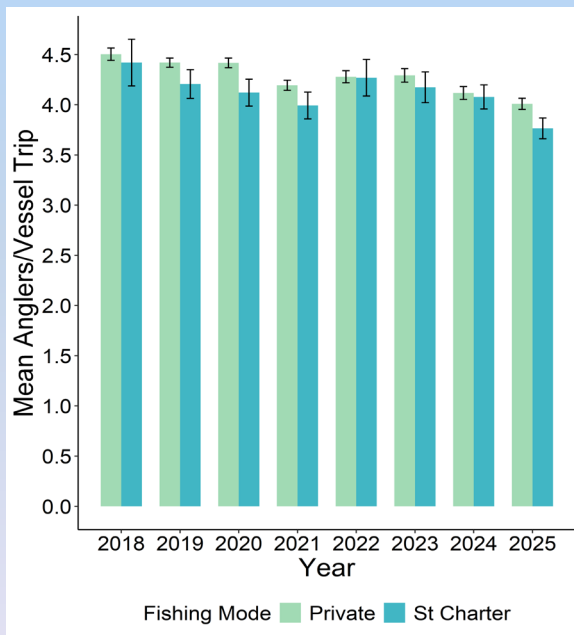
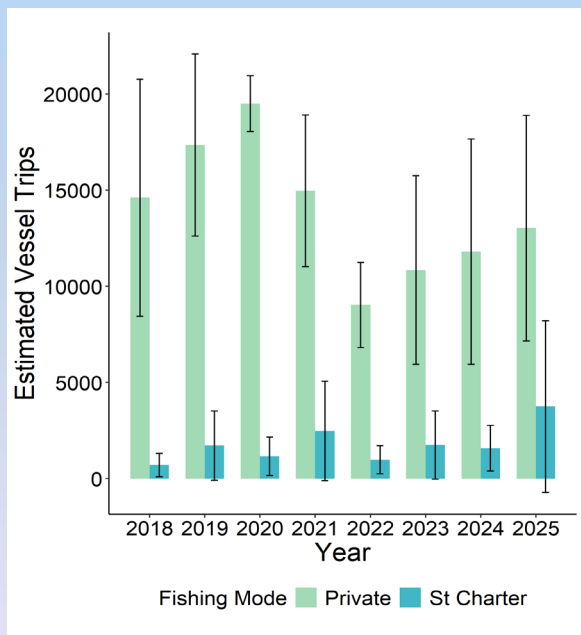


Number of Red Snapper measured by year and fishing mode

Mode	2018	2019	2020	2021	2022	2023	2024	2025
Private	780	1244	1154	800	459	425	495	845
St Charter	42	101	197	159	67	88	82	104
Total	822	1345	1351	959	526	513	577	949

Data for 2025 are preliminary and through October 19th.

Number of Vessel Trips with Red Snapper Harvest, mean number of anglers per vessel and mean number of Red Snapper harvested per vessel from Snapper Check landing reports, 2019-2025.



Data for 2025 are preliminary and through October 19th.
 Error bars represent 95% Confidence Intervals.

Alabama Red Snapper Season Summary under State Management

Year	Open Date	Close Date	Primary Season Structure	Season Re-open Dates	Season Re-Close Dates	Total Days	Allocation (lbs)
2018	June 1	July 22	3-day weekends	-	-	28	984,291*
2019	June 1	August 5	3-day weekends	Aug. 31 / Oct. 4	Sept. 1 / Oct. 6	36	1,079,573
2020	May 22	July 3	4-day weekends	10-Oct	December 6	44	1,122,662
2021	May 28	December 27	4-day weekends	-	-	124	1,122,662
2022	May 27	December 31	4-day weekends	-	-	126	1,122,662
2023	May 26	September 4	4-day weekends	September 29	October 16	72	591,185*
2024	May 24	December 30	4-day weekends	-	-	131	659,654
2025	May 23	TBD	7 days a week	-	-	-	664,552

* - Allocation exceeded



QUESTIONS??

Kevin Anson – kevin.anson@dcnr.alabama.gov

