

Council Meeting Virtual Participation

Including How to Provide Virtual
Public Testimony



GULF
COUNCIL

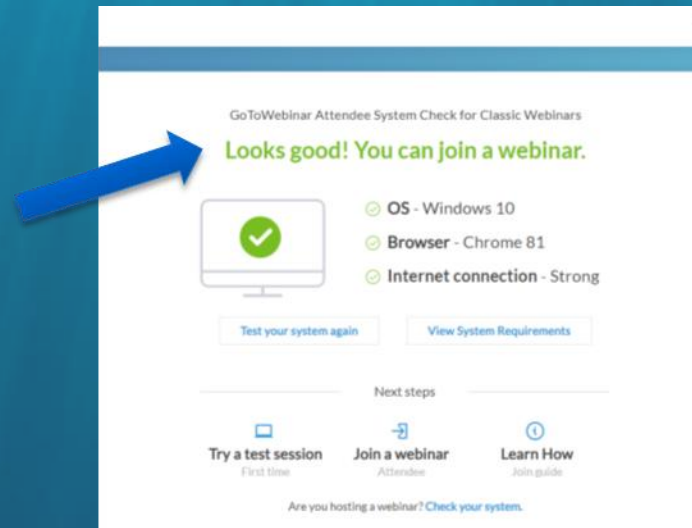
TEST YOUR SYSTEM BEFORE THE MEETING



We will use the GoToWebinar Platform for the Council meeting



Run a check on your system before using GoToWebinar
<https://support.goto.com/webinar/system-check-attendee>

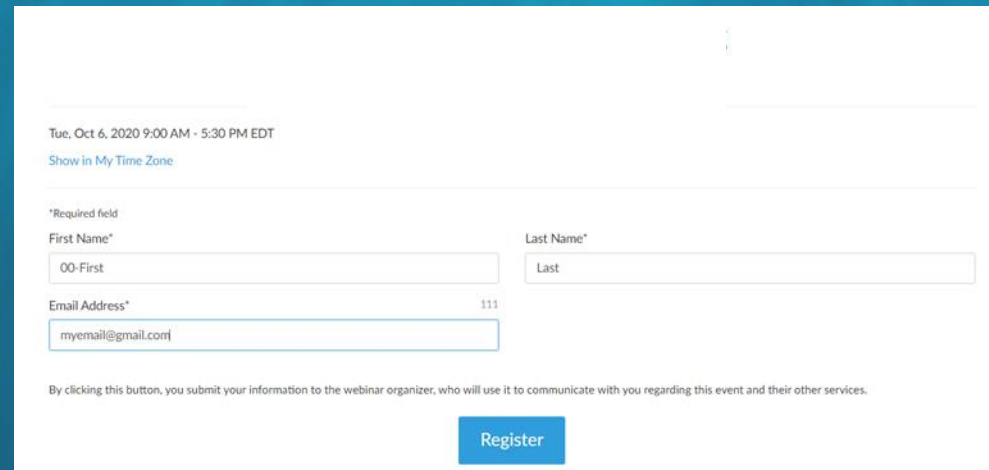


REGISTER FOR THE MEETING

REGISTER for the Council meeting

You will receive a registration confirmation via email from Gulf Council via
meetings@gulfcouncil.org

Save this email! (note - you may need to check junk or spam inbox)



Tue, Oct 6, 2020 9:00 AM - 5:30 PM EDT
Show in My Time Zone

*Required field

First Name* Last Name*

Email Address* 111

By clicking this button, you submit your information to the webinar organizer, who will use it to communicate with you regarding this event and their other services.

[Register](#)

JOIN THE MEETING

- Click the link located in your registration confirmation email. Note: This link should not be shared with others; it is unique to you.

Thank you for registering for "Reef Fish Advisory Panel Meeting".
Please send your questions, comments and feedback to: gulfcouncil@gulfcouncil.org

How To Join The Webinar
Tue, Oct 6, 2020 9:00 AM - 5:30 PM EDT
Add to Calendar: [Outlook® Calendar](#) | [Google Calendar™](#) | [iCal®](#)

1. Click the link to join the webinar at the specified time and date:

[Join Webinar](#)

Note: This link should not be shared with others; it is unique to you.
Before joining, be sure to [check system requirements](#) to avoid any connection issues.

If you misplace this information, you may use this
[LINK](#) to join the meeting

PROVIDE PUBLIC TESTIMONY

**WEDNESDAY, JUNE 4, 2025
10:25 AM – 12:30 PM EDT**

[Register to Provide Virtual Provide Public Testimony](#)

(link active June 3 through June 4 at 9:25 AM EDT)

**Refer to the list of speakers projected on screen
to see your place in the speaker's queue**

**NOTE: YOU MUST LOG INTO THE COUNCIL
WEBINAR TO PROVIDE VIRTUAL TESTIMONY**



CONNECT TO AUDIO

TWO AUDIO OPTIONS

OPTION ONE: Computer Audio (headset or earbuds with mic is best)

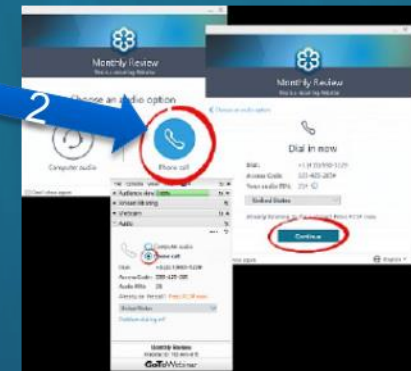
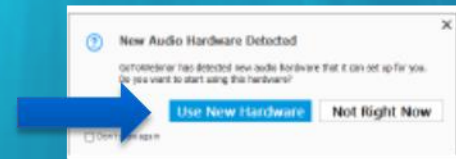
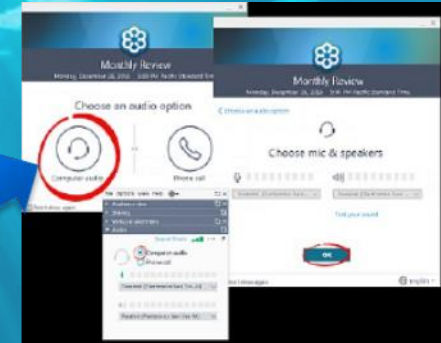
In Audio Settings box select “Computer Audio” Next, select the microphone and speaker options that correspond with your computer

PRO TIP: you may have to unplug and re-plug in your audio device for your pc to recognize and setup the device for use.

OPTION TWO: Phone Audio

In Audio Settings box select “Phone call” Then, using your phone, call the number provided and when prompted enter the Access Code and Audio PIN

Your Audio PIN is unique to you. Do not share it with others.



NOTE: Either option can be used but please do not use both at the same time on different devices. Doing this will create an echo when speaking. Make certain to MUTE your computer or other device.

MUTE AND UNMUTE

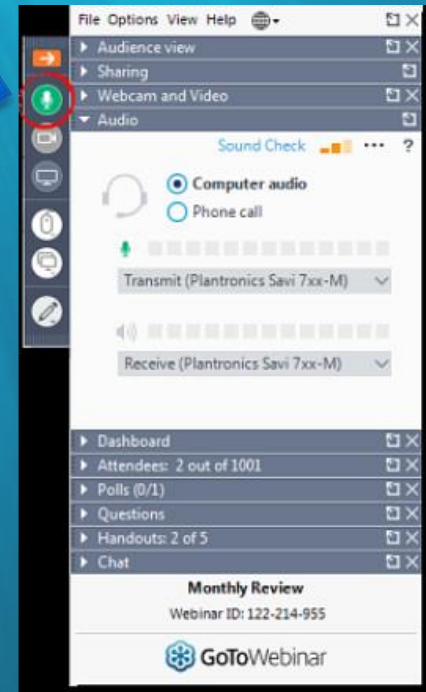
When your name is called the meeting organizer will unmute your line. You must also unmute yourself to speak. Click the “microphone” button to mute and unmute.

Unmuted = **GREEN**

Muted = **RED**

You may also use the muting/unmuting function on your phone if using telephone audio.

Please mute yourself when you are finished speaking.



NOTE: Either option can be used but please do not use both at the same time on different devices. Doing this will create an echo when speaking. Make certain to MUTE your computer or other device.

TROUBLE SHOOT CONNECTION ISSUES

If you have trouble joining the meeting, require assistance, or have questions, contact:

meetings@gulfcouncil.org

(813) 348-1630

