

2024 Alabama Recreational Red Snapper Season Summary and 2025 Season Update



Reef Fish Committee
Gulf Council Meeting

Gulf Shores, Alabama
April 8, 2025

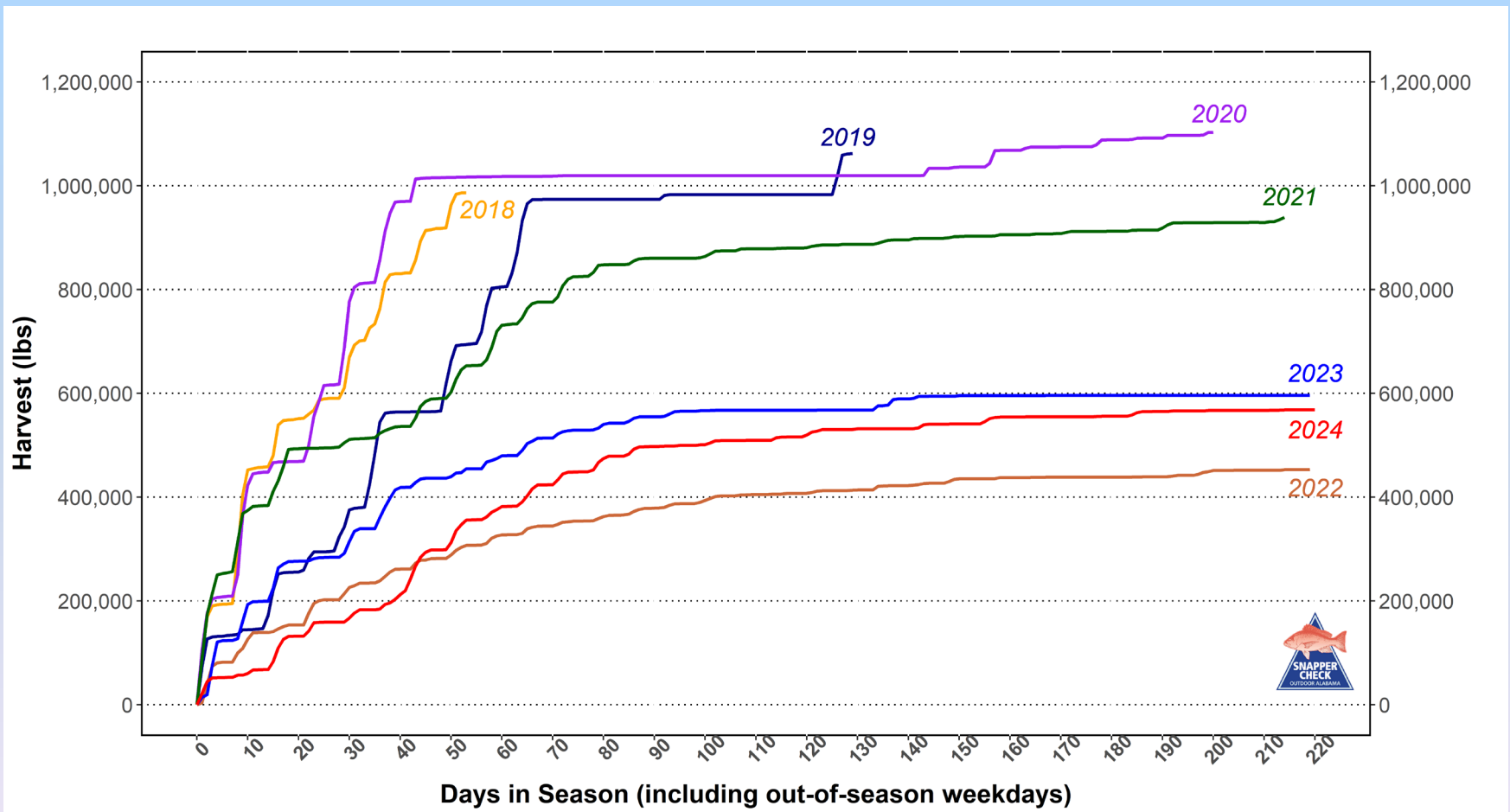


2024 Red Snapper Season Highlights

- Private and state-licensed charter vessel season opened for four-day weekends (Fridays – Mondays) on Friday, May 24th and remained open through Dec. 30th
- 16” TL minimum size and 2-fish per person per day creel limit
- Catch limit of 659,654 lbs (includes payback from 2023 overage of 4,898 lbs) and a final harvest of 570,856 lbs



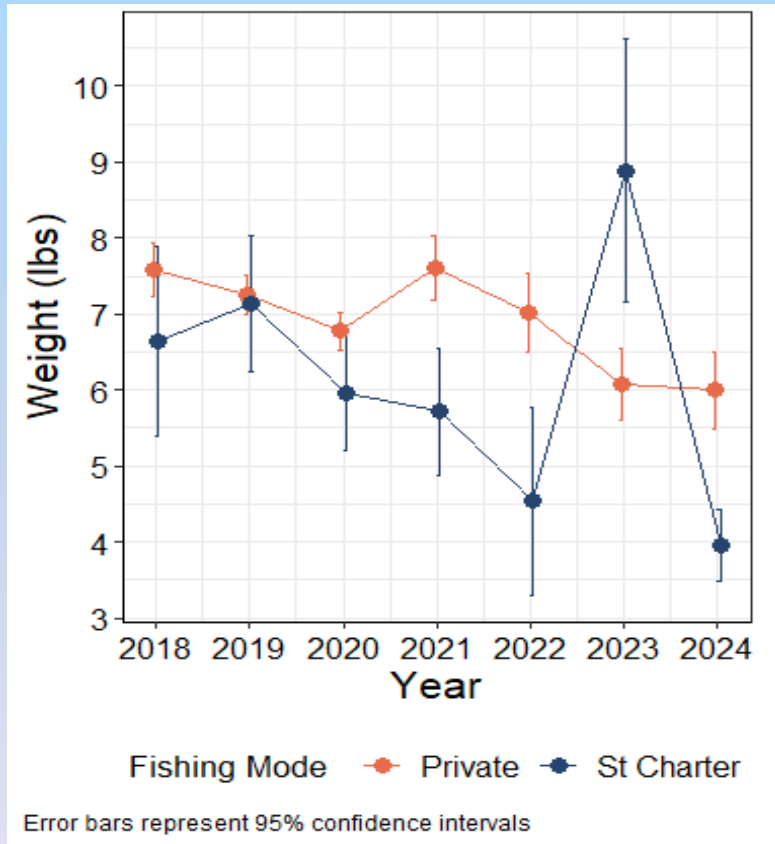
Snapper Check harvest estimates during state management, 2018-2024



- Fishing seasons consisted primarily of 3 or 4-day weekends (Fridays – Sundays or Fridays – Mondays)
- Harvest includes landed fish and dead discards
- Calibration of Snapper Check estimates to Federal MRIP estimates began in 2023

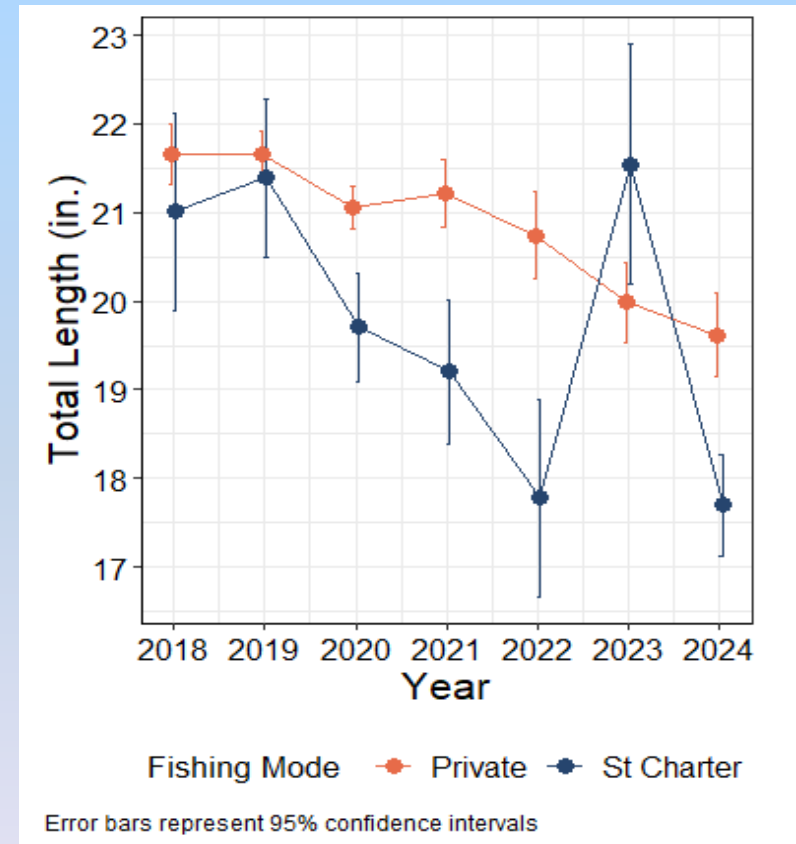


Mean weight and length of Red Snapper by mode fished during state management, 2018-2024.



Red Snapper weighed by year and fishing mode

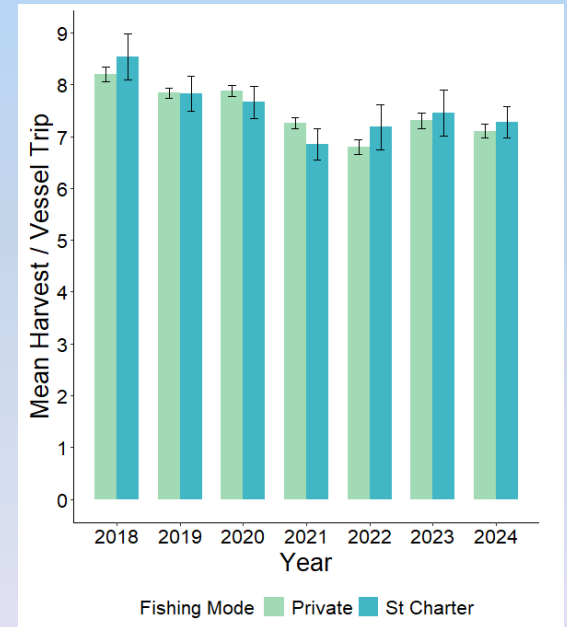
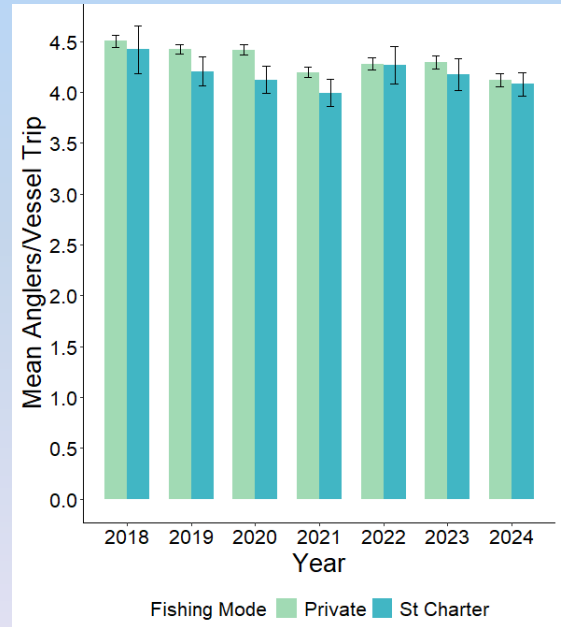
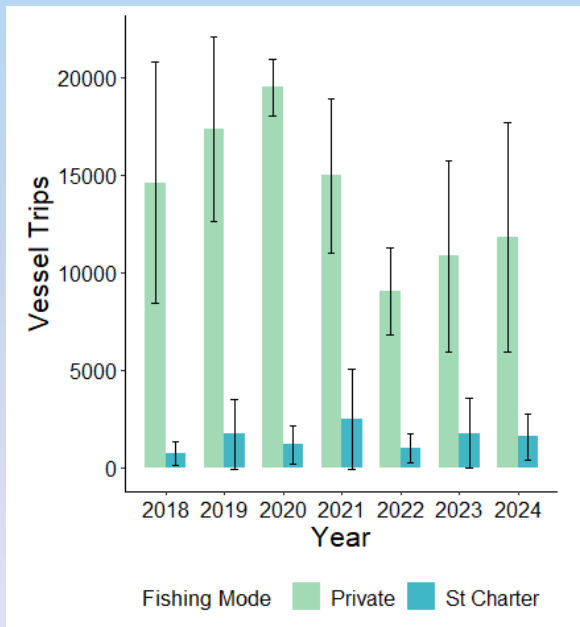
Mode	2018	2019	2020	2021	2022	2023	2024
Private	780	1244	1154	800	459	425	500
St Charter	42	101	197	159	67	88	82
Total	822	1345	1351	959	526	513	582



Red Snapper measured by year and fishing mode

Mode	2018	2019	2020	2021	2022	2023	2024
Private	780	1244	1154	800	459	425	501
St Charter	42	101	197	159	67	88	82
Total	822	1345	1351	959	526	513	583

Number of Vessel Trips with Red Snapper Harvest, mean number of anglers per vessel and mean Red Snapper harvested per vessel from angler supplied landing reports, 2018-2024.



Error bars represent 95% confidence intervals.

Alabama Red Snapper Season Summary under State Management

Year	Open Date	Close Date	Primary Season Structure	Season Re-open Dates	Season Re-Close Dates	Total Days	Allocation (lbs)
2018	June 1	July 22	3-day weekends	-	-	28	984,291*
2019	June 1	August 5	3-day weekends	Aug. 31 / Oct. 4	Sept. 1 / Oct. 6	36	1,079,573
2020	May 22	July 3	4-day weekends	10-Oct	December 6	44	1,122,662
2021	May 28	December 27	4-day weekends	-	-	124	1,122,662
2022	May 27	December 31	4-day weekends	-	-	126	1,122,662
2023	May 26	September 4	4-day weekends	September 29	October 16	72	591,185*
2024	May 24	December 29	4-day weekends	-	-	131	659,654

* - Allocation overage occurred



Alabama 2025 Recreational Season:

- Season will be open continuously May 23 – June 30 and four-day weekends (Fridays-Mondays) July 4 – December 29 or until the state allocation is caught
- Allocation is the same as in 2024 - 664,552 lbs (no payback required in 2025)
- 16” TL minimum size and 2-fish per person per day creel limit



QUESTIONS??

