

# 2024 Alabama Recreational Red Snapper Season Update



Gulf of Mexico Fishery Management Council Meeting  
St. Petersburg, Florida  
November 4-7, 2024

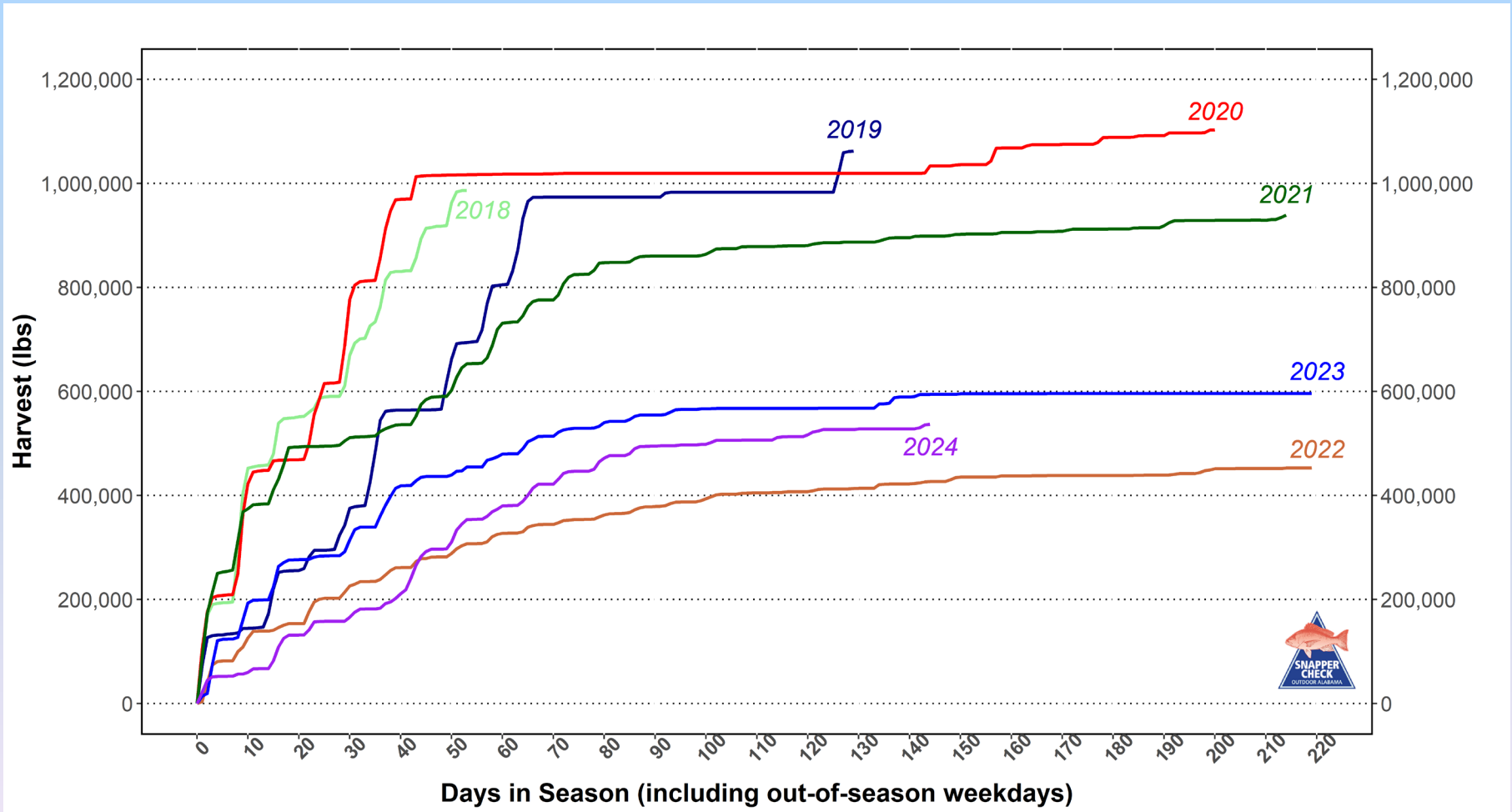


# 2024 Alabama Red Snapper Season Highlights

- Private and state-licensed charter vessel season opened on Friday, May 24<sup>th</sup> with four-day weekends (Fridays – Mondays)
- 16” TL minimum size and 2-fish per person per day creel limit
- As of October 14<sup>th</sup>, the estimated harvest was 537,023 lbs (81.5%) of an allocation of 659,242 lbs (reduced by 4,098 lbs for overage in 2023)
- The current bag and size limits and weekend format will remain for the remainder of 2024



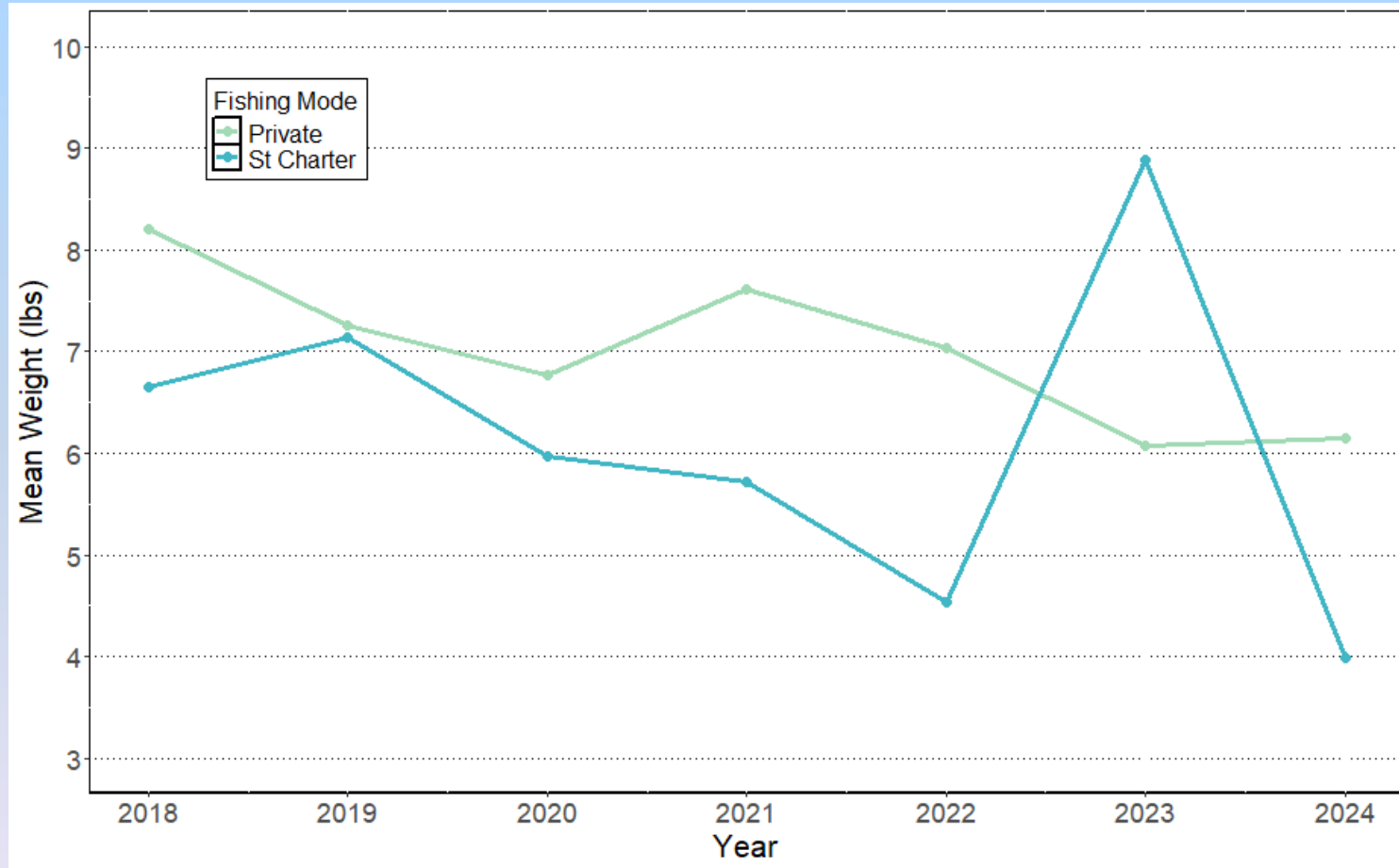
# Snapper Check harvest estimates for combined private and state-licensed charter vessels during State Management, 2018-2024



- Fishing seasons consisted primarily of 3 or 4-day weekends (Fridays – Sundays or Fridays – Mondays)
- Harvest includes landed fish and fish released dead or eaten by a predator
- Calibration of Snapper Check estimates to Federal MRIP estimates began in 2023



## Mean weight of Red Snapper by fishing mode during state management, 2018-2024

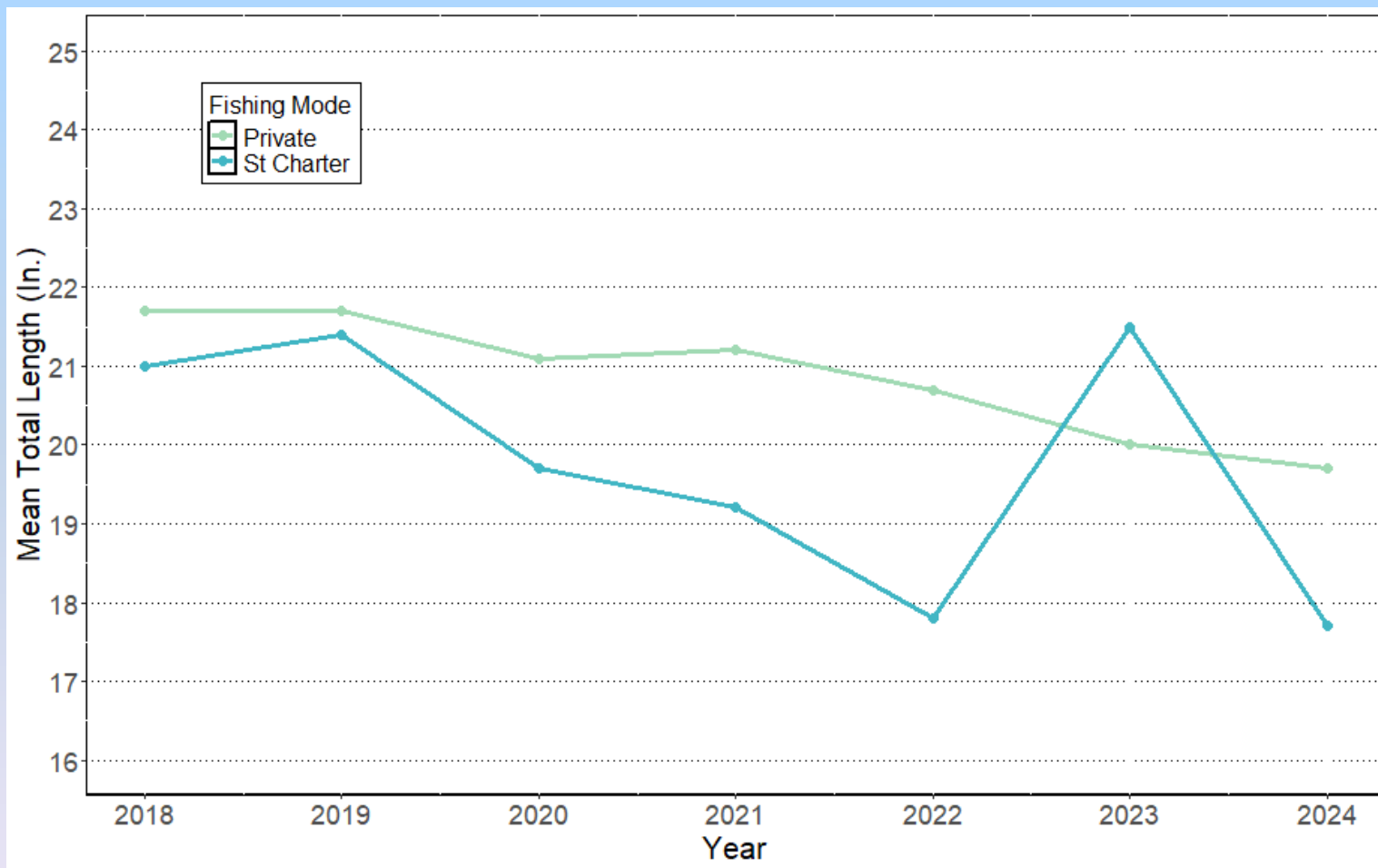


Number of Red Snapper weighed by year and fishing mode

Mode	2018	2019	2020	2021	2022	2023	2024
Private	780	1244	1154	800	459	425	464
St Charter	42	101	197	159	67	88	76
Total	822	1345	1351	959	526	513	540



## Mean lengths of Red Snapper by fishing mode during State Management, 2018-2024

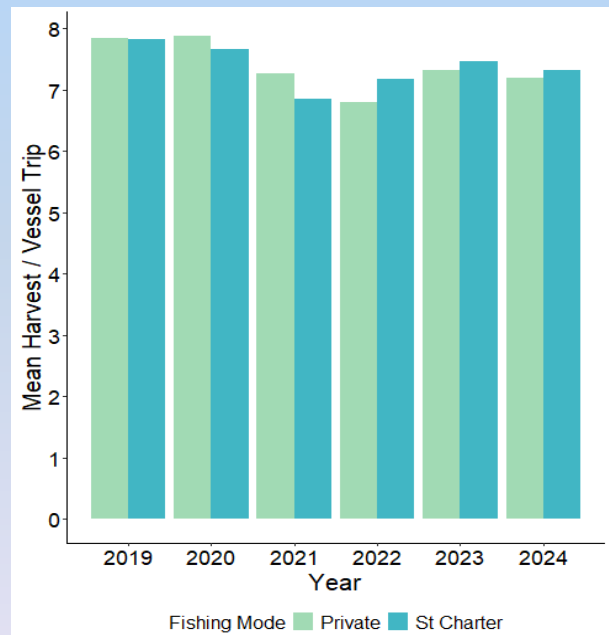
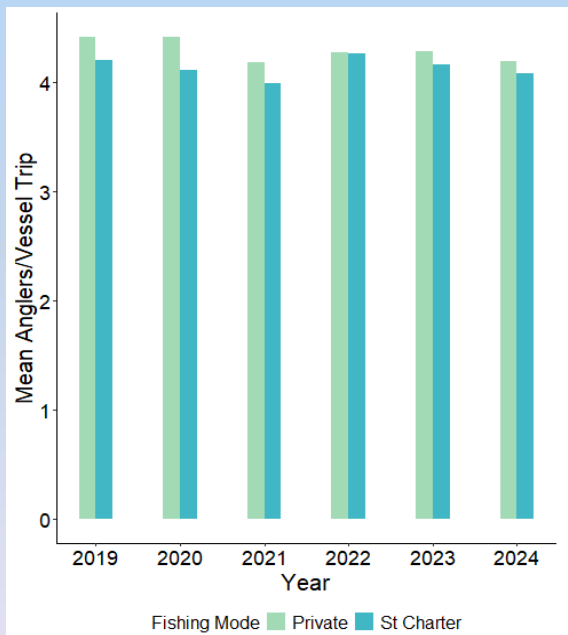
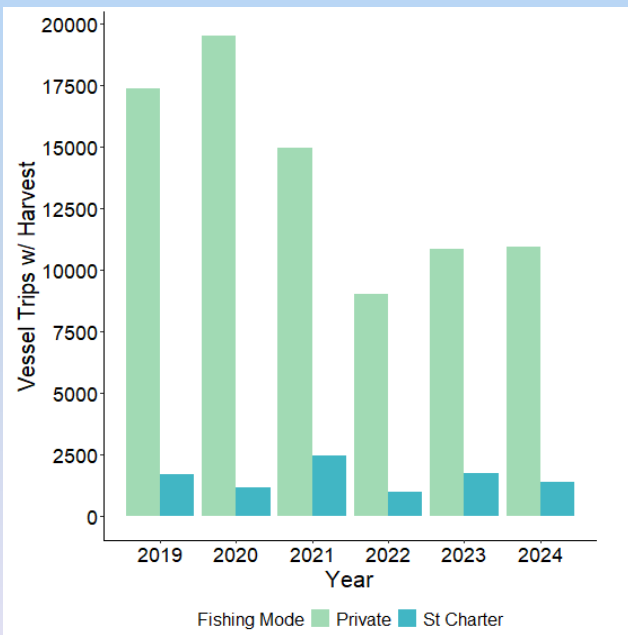


Number of Red Snapper measured by year and fishing mode

Mode	2018	2019	2020	2021	2022	2023	2024
Private	780	1244	1154	800	459	425	465
St Charter	42	101	197	159	67	88	76
Total	822	1345	1351	959	526	513	541



# Number of Vessel Trips with Red Snapper Harvest, mean number of anglers per vessel and mean number of Red Snapper harvested per vessel from Snapper Check landing reports, 2019-2024.



Data for 2024 are preliminary and through October 14<sup>th</sup>.

## Alabama Red Snapper Season Summary under State Management

Year	Open Date	Close Date	Primary Season Structure	Season Re-open Date	Season Re-Close Date	Total Days	Allocation (lbs)
2018	June 1	July 22	3-day weekends	-	-	28	984,291*
2019	June 1	August 5	3-day weekends	Aug. 31 / Oct. 4	Sept. 1 / Oct. 6	36	1,079,573
2020	May 22	July 3	4-day weekends	October 10	December 6	44	1,122,662
2021	May 28	December 27	4-day weekends	-	-	124	1,122,662
2022	May 27	December 31	4-day weekends	-	-	126	1,122,662
2023	May 26	September 4	4-day weekends	September 29	October 16	72	591,185*
2024	May 24	TBD	4-day weekends	-	-	--	659,654

\* - Allocation overage occurred



# QUESTIONS??

Kevin Anson – [kevin.anson@dcnr.alabama.gov](mailto:kevin.anson@dcnr.alabama.gov)

